

Signed lozenge tilings

D. Cook II*

Department of Mathematics &
Computer Science
Eastern Illinois University
Charleston, IL 46616, U.S.A.
dcook.math@gmail.com

Uwe Nagel†

Department of Mathematics
University of Kentucky
715 Patterson Office Tower
Lexington, KY 40506-0027, U.S.A.
uwe.nagel@uky.edu

Submitted: Sep 18, 2015; Accepted: Jan 3, 2017; Published: Jan 20, 2017
Mathematics Subject Classifications: 05A15, 05A19, 05B45

Abstract

It is well-known that plane partitions, lozenge tilings of a hexagon, perfect matchings on a honeycomb graph, and families of non-intersecting lattice paths in a hexagon are all in bijection. In this work we consider regions that are more general than hexagons. They are obtained by further removing upward-pointing triangles. We call the resulting shapes triangular regions. We establish signed versions of the latter three bijections for triangular regions. We first investigate the tileability of triangular regions by lozenges. Then we use perfect matchings and families of non-intersecting lattice paths to define two signs of a lozenge tiling. Using a new method that we call resolution of a puncture, we show that the two signs are in fact equivalent. As a consequence, we obtain the equality of determinants, up to sign, that enumerate signed perfect matchings and signed families of lattice paths of a triangular region, respectively. We also describe triangular regions for which the signed enumerations agree with the unsigned enumerations.

Keywords: Determinants, lozenge tilings, non-intersecting lattice paths, perfect matchings, punctures

1 Introduction

It is a useful and well-known fact that plane partitions in an $a \times b \times c$ box, lozenge tilings of a hexagon with side lengths (a, b, c) , families of non-intersecting lattice path in such

*Partially supported by NSA grant H98230-09-1-0032. Current Address: Google, New York, NY 10011, U.S.A.

†Partially supported by NSA grants H98230-09-1-0032 and H98230-12-1-0247 and by Simons Foundation grants #208869 and #317096.

a hexagon, and perfect matchings of a suitable honeycomb graph are all in bijection. In this work we refine the latter three bijections by establishing signed versions of them for regions that are more general than hexagons.

More specifically, we consider certain subregions of a triangular region \mathcal{T}_d . The latter is an equilateral triangle of side length d subdivided by equilateral triangles of side length one. We view a hexagon with side lengths a, b, c as the region obtained by removing triangles of side lengths a, b , and c at the vertices of \mathcal{T}_d , where $d = a + b + c$. More generally, we consider subregions $T \subset \mathcal{T} = \mathcal{T}_d$ (for some d) that arise from \mathcal{T} by removing upward-pointing triangles, each of them being a union of unit triangles. We refer to the removed upward-pointing triangles as *punctures*. The punctures may overlap (see Figure 1.1). We call the resulting subregions of \mathcal{T} *triangular subregions*. Such a region is said to be *balanced* if it contains as many upward-pointing unit triangles as down-pointing pointing unit triangles. For example, hexagonal subregions are balanced. It is clear that a tileable region must necessarily be balanced, though not all balanced regions are tileable. We establish a classification of tileable triangular regions in Theorem 2, which in turn provides new evidence for the Spread Out Simplices Conjecture by Ardila and Billey [1, Conjecture 7.1] (see Remark 3). Lozenge tilings of triangular subregions have been studied in several areas. For example, they are used in statistical mechanics for modeling bonds in dimers (see, e.g., [14]) or in statistical mechanics when studying phase transitions (see, e.g., [5]).



Figure 1.1: A triangular region together with one of its 13 lozenge tilings.

For an arbitrary triangular region, the bijection between lozenge tilings and plane partitions breaks down. However, there are still bijections between lozenge tilings, perfect matchings, and families of lattice paths. Here we establish a signed version of these bijections. In particular, we show that, for each balanced triangular region T , there is a bijection between the signed perfect matchings and the signed families of non-intersecting lattice paths. This is achieved via the links to lozenge tilings (see Figure 1.2).

Indeed, the perfect matchings determined by any triangular region T can be enumerated by the permanent of a zero-one matrix $Z(T)$ that is the bi-adjacency matrix of a bipartite graph. This suggests to introduce the sign of a perfect matching such that the signed perfect matchings are enumerated by the determinant of $Z(T)$. We call this sign the *perfect matching sign* of the lozenge tiling that corresponds to the perfect matching (see Definition 8).

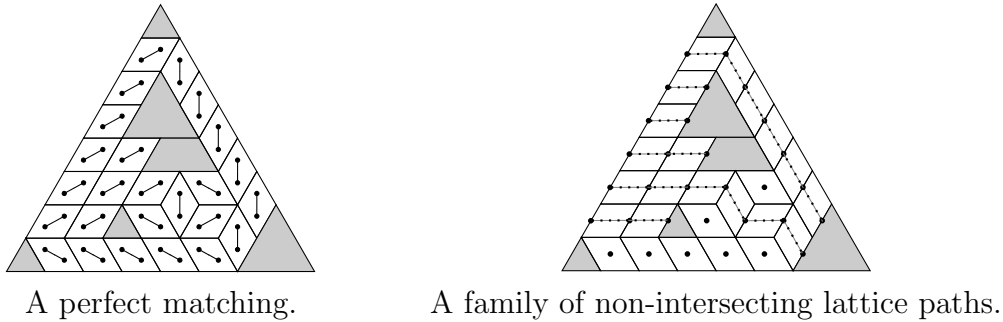


Figure 1.2: Bijections to lozenge tilings.

Using the theory pioneered by Gessel and Viennot [10], Lindström [17], Stembridge [22], and Krattenthaler [15], the sets of signed families of non-intersecting lattice paths in T can be enumerated by the determinant of a matrix $N(T)$ whose entries are binomial coefficients. We define the sign used in this enumeration as the *lattice path sign* of the corresponding lozenge tiling of the region T (see Definition 12).

Typically, the matrix $N(T)$ is much smaller than the matrix $Z(T)$. However, the entries of $N(T)$ can be much bigger than one.

In order to compare enumerations of signed perfect matchings and signed lattice paths corresponding to the same region we introduce a new combinatorial construction that we call *resolution of a puncture*. Roughly speaking, it replaces a triangular subregion with a fixed lozenge tiling by a larger triangular subregion with a compatible lozenge tiling and one puncture less. Carefully analyzing the change of sign under resolutions of punctures and using induction on the number of punctures of a given region, we establish that, for each balanced triangular subregion, the perfect matching sign and the lattice path sign are in fact equivalent, and thus (see Theorem 20)

$$|\det Z(T)| = |\det N(T)|.$$

The proof also reveals instances where the absolute value of $\det Z(T)$ is equal to the permanent of $Z(T)$. This includes hexagonal regions, for which the result is well-known.

In this note we are not actually counting signed lozenge tilings, which is an interesting problem. Indeed, the above bijections show that such a count would have further interpretations. The results of this paper have been used in [6] in order to study the so-called Weak Lefschetz Property [12] of monomial ideals. The latter is an algebraic property that has important connections to combinatorics. For example, it has been used for establishing unimodality results and the g -Theorem on the face vectors of simplicial polytopes (see, e.g., [19, 20]).

The paper is organized as follows. In Section 2, we introduce triangular regions and establish a criterion for the tileability of such a region. In Section 3, we introduce the perfect matching and lattice path signs for a lozenge tiling. Section 4 contains our main results. There we introduce the method of resolving a puncture and use it to prove the equivalence of the two signs.

2 Tiling triangular regions with lozenges

In this section, we introduce a generalization of hexagonal regions, which we call triangular regions, and we investigate the tileability of such regions. We use monomial ideals as a bookkeeping device.

2.1 Triangular regions and monomial ideals

Let I be a monomial ideal of a standard graded polynomial ring $R = K[x, y, z]$ over a field K . Thus, I has a unique generating set of monomials with least cardinality. Its elements are called the minimal generators of I . We denote the degree d component of the graded ring R/I by $[R/I]_d$. Note that the degree d monomials of R that are *not* in I form a K -basis of $[R/I]_d$.

Let $d \geq 1$ be an integer. Consider an equilateral triangle of side length d that is composed of $\binom{d}{2}$ downward-pointing (∇) and $\binom{d+1}{2}$ upward-pointing (\triangle) equilateral unit triangles. We label the downward- and upward-pointing unit triangles by the monomials in $[R]_{d-2}$ and $[R]_{d-1}$, respectively, as follows: place x^{d-1} at the top, y^{d-1} at the bottom-left, and z^{d-1} at the bottom-right, and continue labeling such that, for each pair of an upward- and a downward-pointing triangle that share an edge, the label of the upward-pointing triangle is obtained from the label of the downward-pointing triangle by multiplying with one of the variables x, y , or z . The resulting labeled triangular region is the *degree d triangular region (of R)* and is denoted \mathcal{T}_d . See Figure 2.1(i) for an illustration.

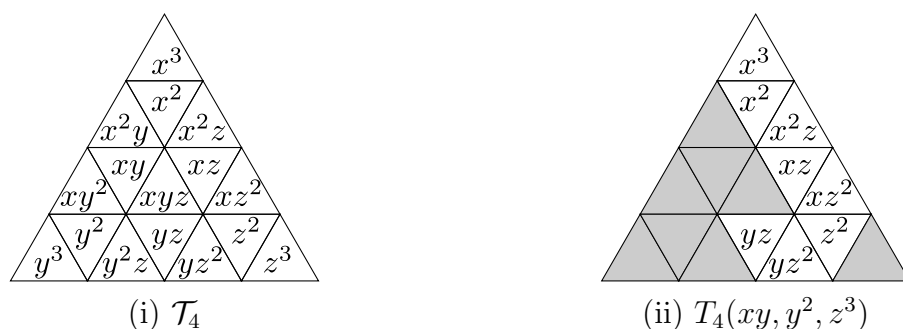


Figure 2.1: A triangular region with respect to R and with respect to R/I .

Throughout this manuscript we order the monomials of R by using the *graded reverse-lexicographic order*, that is, $x^a y^b z^c > x^p y^q z^r$ if either $a+b+c > p+q+r$ or $a+b+c = p+q+r$ and the *last* non-zero entry in $(a-p, b-q, c-r)$ is *negative*. For example, in degree 3,

$$x^3 > x^2y > xy^2 > y^3 > x^2z > xyz > y^2z > xz^2 > yz^2 > z^3.$$

Thus in \mathcal{T}_4 , see Figure 2.1(i), the upward-pointing triangles are ordered starting at the top and moving down-left in lines parallel to the upper-left edge.

We generalise this construction to quotients by monomial ideals. Let I be a monomial ideal of R . The *triangular region (of R/I) in degree d* , denoted by $T_d(I)$, is the part of

\mathcal{T}_d that is obtained after removing the triangles labeled by monomials in I . Note that the labels of the downward- and upward-pointing triangles in $T_d(I)$ form K -bases of $[R/I]_{d-2}$ and $[R/I]_{d-1}$, respectively. It is sometimes more convenient to illustrate such regions with the removed triangles darkly shaded instead of being removed; both illustration methods will be used throughout this manuscript. See Figure 2.1(ii) for an example.

Notice that the regions missing from \mathcal{T}_d in $T_d(I)$ can be viewed as a union of (possibly overlapping) upward-pointing triangles of various side lengths that include the upward- and downward-pointing triangles inside them. Each of these upward-pointing triangles corresponds to a minimal generator of I that has, necessarily, degree at most $d - 1$. We can alternatively construct $T_d(I)$ from \mathcal{T}_d by removing, for each minimal generator $x^a y^b z^c$ of I of degree at most $d - 1$, the *puncture associated to $x^a y^b z^c$* which is an upward-pointing equilateral triangle of side length $d - (a + b + c)$ located a triangles from the bottom, b triangles from the upper-right edge, and c triangles from the upper-left edge. See Figure 2.2 for an example. We call $d - (a + b + c)$ the *side length of the puncture associated to $x^a y^b z^c$* , regardless of possible overlaps with other punctures in $T_d(I)$.

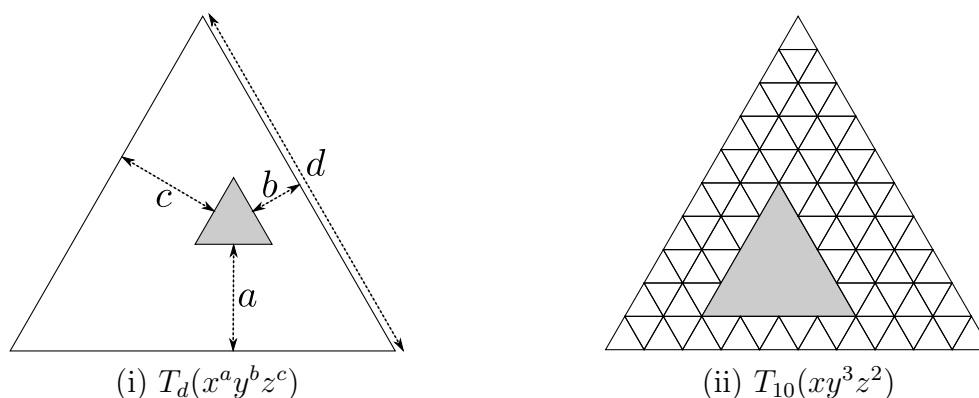


Figure 2.2: $T_d(I)$ as constructed by removing punctures.

We say that two punctures *overlap* if they share at least an edge. Two punctures are said to be *touching* if they share precisely a vertex.

2.2 Tilings with lozenges

A *lozenge* is a union of two unit equilateral triangles glued together along a shared edge, i.e., a rhombus with unit side lengths and angles of 60° and 120° . Lozenges are also called calissons and diamonds in the literature.

Fix a positive integer d and consider the triangular region \mathcal{T}_d as a union of unit triangles. Thus a *subregion* $T \subset \mathcal{T}_d$ is a subset of such triangles. We retain their labels. A subregion T is said to be ∇ -*heavy*, \triangle -*heavy*, or *balanced* if there are more downward pointing than upward pointing triangles or less, or if their numbers are the same, respectively. A subregion is *tileable* if either it is empty or there exists a tiling of the region by lozenges such that every triangle is part of exactly one lozenge. A tileable subregion is necessarily balanced as every unit triangle is part of exactly one lozenge.

Let $T \subset \mathcal{T}_d$ be any subregion. Given a monomial $x^a y^b z^c$ with degree less than d , the *monomial subregion* of T associated to $x^a y^b z^c$ is the part of T contained in the triangle a units from the bottom edge, b units from the upper-right edge, and c units from the upper-left edge. In other words, this monomial subregion consists of the triangles that are in T and the puncture associated to the monomial $x^a y^b z^c$. See Figure 2.3 for an example.

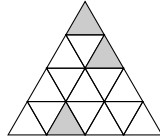


Figure 2.3: The monomial subregion of $T_8(x^7, y^7, z^6, xy^4z^2, x^3yz^2, x^4yz)$ (see Figure 1.1) associated to xy^2z .

Replacing a tileable monomial subregion by a puncture of the same size does not alter tileability. For an illustration of the following result, consider Figure 1.1 together with Figure 2.3.

Lemma 1. *Let $T \subset \mathcal{T}_d$ be any subregion. If the monomial subregion U of T associated to $x^a y^b z^c$ is tileable, then T is tileable if and only if $T \setminus U$ is tileable.*

Moreover, each tiling of T is obtained by combining a tiling of $T \setminus U$ and a tiling of U .

Proof. Suppose T is tileable, and let τ be a tiling of T . If a tile in τ contains a downward-pointing triangle of U , then the upward-pointing triangle of this tile also is in U . Hence, if any lozenge in τ contains exactly one triangle of U , then it must be an upward-pointing triangle. Since U is balanced, this would leave U with a downward-pointing triangle that is not part of any tile, a contradiction. It follows that τ induces a tiling of U , and thus $T \setminus U$ is tileable.

Conversely, if $T \setminus U$ is tileable, then a tiling of $T \setminus U$ and a tiling of U combine to a tiling of T . \square

Let $U \subset \mathcal{T}_d$ be a monomial subregion, and let $T, T' \subset \mathcal{T}_d$ be any subregions such that $T \setminus U = T' \setminus U$. If $T \cap U$ and $T' \cap U$ are both tileable, then T is tileable if and only if T' is, by Lemma 1. In other words, replacing a tileable monomial subregion of a triangular region by a tileable monomial subregion of the same size does not affect tileability.

Using this observation, we find a tileability criterion of triangular regions associated to monomial ideals. If it is satisfied the argument below constructs a tiling.

Theorem 2. *Let $T = T_d(I)$ be a balanced triangular region, where $I \subset R$ is any monomial ideal. Then T is tileable if and only if T has no ∇ -heavy monomial subregions.*

Proof. Suppose T contains a ∇ -heavy monomial subregion U . That is, U has more downward-pointing triangles than upward-pointing triangles. Since the only triangles of $T \setminus U$ that share an edge with U are downward-pointing triangles, it is impossible to cover every downward-pointing triangle of U with a lozenge. Thus, T is non-tileable.

Conversely, suppose T has no ∇ -heavy monomial subregions. In order to show that T is tileable, we may also assume that T has no non-trivial tileable monomial subregions by Lemma 1.

Consider any pair of touching or overlapping punctures in \mathcal{T}_d . The smallest monomial subregion U containing both punctures is tileable. (In fact, such a monomial region is uniquely tileable by lozenges.) If further triangles stemming from other punctures of T have been removed from U , then the resulting region $T \cap U$ becomes ∇ -heavy or empty. Thus, our assumptions imply that T has no overlapping and no touching punctures.

Now we proceed by induction on d . If $d \leq 2$, then T is empty or consists of one lozenge. Thus, it is tileable. Let $d \geq 3$, and let U be the monomial subregion of T associated to x , i.e., U consists of the upper $d - 1$ rows of T . Let L be the bottom row of T . If L does not contain part of a puncture of T , then L is Δ -heavy forcing U to be a ∇ -heavy monomial subregion, contradicting an assumption on T . Hence, L must contain part of at least one puncture of T . See Figure 2.4(i).

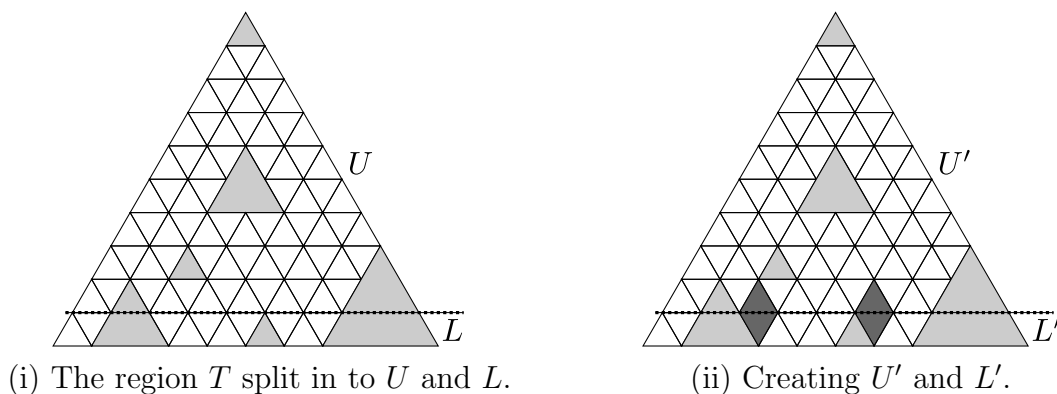


Figure 2.4: Illustrations for the proof of Theorem 2.

Place an up-down lozenge in T just to the right of each puncture along the bottom row *except* the farthest right puncture. Notice that putting in all these tiles is possible since punctures are non-overlapping and non-touching. Let $U' \subset U$ and $L' \subset L$ be the subregions that are obtained by removing the relevant upward-pointing and downward-pointing triangles of the added lozenges from U and L , respectively. See Figure 2.4(ii). Notice, L' is uniquely tileable.

As T and L' are balanced, so is U' . Assume U' contains a monomial subregion V' that is ∇ -heavy. Then $V' \neq U'$, and hence V' fits into a triangle of side length $d - 2$. Furthermore, the assumption on T implies that V' is not a monomial subregion of U . In particular, V' must be located at the bottom of U' . Let \tilde{V} be the smallest monomial subregion of U that contains V' . It is obtained from V' by adding suitable upward-pointing triangles that are parts of the added lozenges. Expand \tilde{V} down one row to a monomial subregion V of T . Thus, V fits into a triangle of side length $d - 1$ and is not ∇ -heavy. If V is balanced, then, by induction, V is tileable. However, we assumed T contains no such non-trivial regions. Hence, V is Δ -heavy. Observe now that the region $V \cap L'$ is either balanced or has exactly one more upward-pointing triangle than

downward-pointing triangles. Since V' is obtained from V by removing $V \cap L$ and some of the added lozenges, it follows that V' cannot be ∇ -heavy, a contradiction.

Therefore, we have shown that each monomial subregion of U' is not ∇ -heavy. By induction on d , we conclude that U' is tileable. Using the lozenges already placed, along with the tiling of L' , we obtain a tiling of T . \square

Remark 3. Denote by Δ_{d-1} a $(d-1)$ -dimensional simplex. Ardila and Billey [1, Conjecture 7.1] conjectured (here we use the terminology of Ardila and Collabos [2]) that a collection of n simplices in the dilated simplex $n\Delta_{d-1}$ can be extended to a fine mixed subdivision if and only if no subsimplex of size k contains more than k of the n simplices. Since every subdivision of $n\Delta_{d-1}$ contains precisely n unit simplices by [1], the preceding theorem in particular proves this conjecture in the case when $d = 3$ and $n \geq 1$. We note that Ardila and Collabos [2, Theorem 8.11] prove the “dual” case when $n = 3$ and $d \geq 1$.

Remark 4. The preceding proof yields a recursive construction of a canonical tiling of the triangular region. In fact, the tiling can be seen as minimal, in the sense of Subsection 3.2. Moreover, the theorem yields an exponential (in the number of punctures) algorithm to determine the tileability of a region.

Thurston [23] gave a linear (in the number of triangles) algorithm to determine the tileability of a *simply-connected region*, i.e., a region with a polygonal boundary. Thurston’s algorithm also yields a minimal canonical tiling.

3 Signed lozenge tilings

In Theorem 2, we established a tileability criterion for a triangular region. Now we want to *enumerate* the lozenge tilings of a tileable triangular region $T_d(I)$. In fact, we introduce two ways for assigning a sign to a lozenge tiling here and then compare the resulting enumerations in the next section.

In order to derive the (unsigned) enumeration, we consider the enumeration of perfect matchings of an associated bipartite graph. The permanent of its bi-adjacency matrix, a zero-one matrix, yields the desired enumeration. We define a first sign of a lozenge tiling in such a way that the determinant of the bi-adjacency matrix gives a *signed* enumeration of the perfect matchings of the graph and hence of lozenge tilings of $T_d(I)$.

We also introduce a second sign of a lozenge tiling by considering an enumeration of families of non-intersecting lattice paths on an associated finite sub-lattice inside $T_d(I)$. This is motivated by the Lindström-Gessel-Viennot theory [17], [11]. Using the sub-lattice, we generate a matrix whose entries are binomial coefficients and whose determinant gives a signed enumeration of families of non-intersecting lattice paths inside $T_d(I)$, hence of lozenge tilings. The two signed enumerations appear to be different, but we show that they are indeed the same, up to sign, in the following section.

3.1 Perfect matchings

A subregion $T(G) \subset \mathcal{T}_d$ can be associated to a bipartite planar graph G that is an induced subgraph of the honeycomb graph. Lozenge tilings of $T(G)$ can be then associated to perfect matchings on G . The connection was used by Kuperberg in [16], the earliest citation known to the authors, to study symmetries on plane partitions. Note that $T(G)$ is often called the *dual graph* of G in the literature (e.g., [4], [5], and [8]). Here we begin with a subregion T and then construct a suitable graph G .

Let $T \subset \mathcal{T}_d$ be any subregion. As above, we consider T as a union of unit triangles. We associate to T a bipartite graph. First, place a vertex at the center of each triangle. Let B be the set of centers of the downward-pointing triangles, and let W be the set of centers of the upward-pointing triangles. Order both sets B and W by using the reverse-lexicographic ordering applied to the monomial labels of the corresponding triangles (see Section 2.1). The *bipartite graph associated to T* is the bipartite graph $G(T)$ on the vertex set $B \cup W$ that has an edge between vertices $B_i \in B$ and $W_j \in W$ if the corresponding upward- and downward-pointing triangle share an edge. In other words, edges of $G(T)$ connect vertices of adjacent triangles. See Figure 3.1(i).

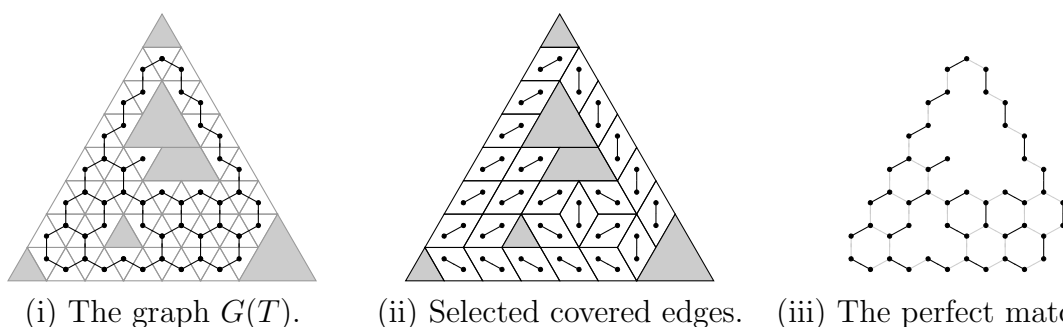


Figure 3.1: The perfect matching of the bipartite graph $G(T)$ associated to the tiling of T in Figure 1.1.

Using the above ordering of the vertices, we define the *bi-adjacency matrix* of T as the bi-adjacency matrix $Z(T) := Z(G(T))$ of the graph $G(T)$. It is the zero-one matrix $Z(T)$ of size $\#B \times \#W$ with entries $Z(T)_{(i,j)}$ defined by

$$Z(T)_{(i,j)} = \begin{cases} 1 & \text{if } (B_i, W_j) \text{ is an edge of } G(T) \\ 0 & \text{otherwise.} \end{cases}$$

Remark 5. Note that $Z(T)$ is a square matrix if and only if the region T is balanced. Observe also that the construction of $G(T)$ and $Z(T)$ do not require any restrictions on T . In particular, T need not be balanced, and so $Z(T)$ need not be square.

A *perfect matching of a graph G* is a set of pairwise non-adjacent edges of G such that each vertex is matched. There is a well-known bijection between lozenge tilings of a

balanced subregion T and perfect matchings of $G(T)$. A lozenge tiling τ is transformed into a perfect matching π by overlaying the triangular region T on the bipartite graph $G(T)$ and selecting the edges of the graph that the lozenges of τ cover. See Figures 3.1(ii) and (iii) for the overlaid image and the perfect matching by itself, respectively.

Remark 6. The graph $G(T)$ is a “honeycomb graph,” a type of graph that has been studied, especially for its perfect matchings.

- (i) In particular, honeycomb graphs are investigated for their connections to physics. Honeycomb graphs model the bonds in dimers (polymers with only two structural units), and perfect matchings correspond to so-called *dimer coverings*. Kenyon [14] gave a modern recount of explorations on dimer models, including random dimer coverings and their limiting shapes. See the recent memoir [5] of Ciucu for further results in this direction.
- (ii) Kasteleyn [13] provided, in 1967, a general method for computing the number of perfect matchings of a planar graph by means of a determinant. In the following observation, we compute the number of perfect matchings on $G(T)$ by means of a permanent.

Recall that the *permanent* of an $n \times n$ matrix $M = (M_{(i,j)})$ is given by

$$\text{perm } M := \sum_{\sigma \in \mathfrak{S}_n} \prod_{i=1}^n M_{(i,\sigma(i))}.$$

As for a hexagonal region, one obtains analogously the following folklore observation.

Proposition 7. *Let $T \subset \mathcal{T}_d$ be a non-empty balanced subregion. Then the lozenge tilings of T and the perfect matchings of $G(T)$ are both enumerated by $\text{perm } Z(T)$.*

Proof. As T is balanced, $Z(T)$ is a square zero-one matrix. Each non-zero summand of $\text{perm } Z(T)$ corresponds to a perfect matching, as it corresponds to a bijection between the two colour classes B and W of $G(T)$ (determined by the downward- and upward-pointing triangles of T). Hence, $\text{perm } Z(T)$ enumerates the perfect matchings of $G(T)$, and thus the tilings of T . \square

Recall that the *determinant* of an $n \times n$ matrix M is given by

$$\det M := \sum_{\sigma \in \mathfrak{S}_n} \text{sgn } \sigma \prod_{i=1}^n M_{(i,\sigma(i))},$$

where $\text{sgn } \sigma$ is the signature (or sign) of the permutation σ . We take the convention that the permanent and determinant of a 0×0 matrix is one.

By the proof of Proposition 7, each lozenge tiling τ corresponds to a perfect matching π of $G(T)$, that is, a bijection $\pi : B \rightarrow W$. Recall that B and W are ordered through the lexicographic ordering of the monomial labels. Thus, considering π as a permutation on $\#\Delta(T) = \#\nabla(T)$ letters, it is natural to assign a sign to each lozenge tiling using the signature of the permutation π .

Definition 8. Let $T \subset \mathcal{T}_d$ be a non-empty balanced subregion. Then we define the *perfect matching sign* of a lozenge tiling τ of T as $\text{msgn } \tau := \text{sgn } \pi$, where $\pi \in \mathfrak{S}_{\#\Delta(T)}$ is the perfect matching determined by τ .

It follows that the determinant of $Z(T)$ gives an enumeration of the *perfect matching signed lozenge tilings* of T .

Theorem 9. Let $T \subset \mathcal{T}_d$ be a non-empty balanced subregion. Then the perfect matching signed lozenge tilings of T are enumerated by $\det Z(T)$, that is,

$$\sum_{\tau \text{ tiling of } T} \text{msgn } \tau = \det Z(T).$$

Example 10. Consider the triangular region $T = T_6(x^3, y^4, z^5)$, as seen in the first picture of Figure 3.3 below. Then $Z(T)$ is the 11×11 matrix

$$Z(T) = \begin{bmatrix} 1 & 1 & 0 & 0 & 0 & 0 & 0 & 0 & 0 & 0 & 0 \\ 0 & 1 & 1 & 0 & 0 & 0 & 0 & 0 & 0 & 0 & 0 \\ 0 & 0 & 1 & 1 & 0 & 0 & 0 & 0 & 0 & 0 & 0 \\ 1 & 0 & 0 & 0 & 1 & 0 & 0 & 0 & 0 & 0 & 0 \\ 0 & 1 & 0 & 0 & 1 & 1 & 0 & 0 & 0 & 0 & 0 \\ 0 & 0 & 1 & 0 & 0 & 1 & 1 & 0 & 0 & 0 & 0 \\ 0 & 0 & 0 & 1 & 0 & 0 & 1 & 1 & 0 & 0 & 0 \\ 0 & 0 & 0 & 0 & 1 & 0 & 0 & 0 & 1 & 0 & 0 \\ 0 & 0 & 0 & 0 & 0 & 1 & 0 & 0 & 1 & 1 & 0 \\ 0 & 0 & 0 & 0 & 0 & 0 & 1 & 0 & 0 & 1 & 1 \\ 0 & 0 & 0 & 0 & 0 & 0 & 0 & 1 & 0 & 0 & 1 \end{bmatrix}.$$

We note that $\text{perm } Z(T) = \det Z(T) = 10$. Thus, T has exactly 10 lozenge tilings, all of which have the same sign. We derive a theoretical explanation for this fact in the following section.

3.2 Families of non-intersecting lattice paths

We follow [7, Section 5] (similarly, [9, Section 2]) in order to associate to a subregion $T \subset \mathcal{T}_d$ a finite set $L(T)$ that can be identified with a subset of the lattice \mathbb{Z}^2 . Abusing notation, we refer to $L(T)$ as a sub-lattice of \mathbb{Z}^2 . We then translate lozenge tilings of T into families of non-intersecting lattice paths on $L(T)$.

We first construct $L(T)$ from T . Place a vertex at the midpoint of the edge of each triangle of T that is parallel to the upper-left boundary of the triangle \mathcal{T}_d . These vertices form $L(T)$. We will consider paths in $L(T)$. There we think of rightward motion parallel

to the bottom edge of \mathcal{T}_d as “horizontal” and downward motion parallel to the upper-right edge of \mathcal{T}_d as “vertical” motion. If one simply orthogonalises $L(T)$ with respect to the described “horizontal” and “vertical” motions, then we can consider $L(T)$ as a finite sub-lattice of \mathbb{Z}^2 . As we can translate $L(T)$ in \mathbb{Z}^2 and not change its properties, we may assume that the vertex associated to the lower-left triangle of \mathcal{T}_d is the origin. Notice that each vertex of $L(T)$ is on the upper-left edge of an upward-pointing triangle of \mathcal{T}_d (even if this triangle is not present in T). We use the monomial label of this upward-pointing triangle to specify a vertex of $L(T)$. Under this identification the mentioned orthogonalization of $L(T)$ moves the vertex associated to the monomial $x^a y^b z^{d-1-(a+b)}$ in $L(T)$ to the point $(d-1-b, a)$ in \mathbb{Z}^2 .

We next single out special vertices¹ of $L(T)$. We label the vertices of $L(T)$ that are only on upward-pointing triangles in T , from smallest to largest in the reverse-lexicographic order, as A_1, \dots, A_m . Similarly, we label the vertices of $L(T)$ that are only on downward-pointing triangles in T , again from smallest to largest in the reverse-lexicographic order, as E_1, \dots, E_n . See Figure 3.2(i). We note that there are an equal number of vertices A_1, \dots, A_m and E_1, \dots, E_n if and only if the region T is balanced. This follows from the fact these vertices are precisely the vertices of $L(T)$ that are in exactly one unit triangle of T .

A *lattice path* in a lattice $L \subset \mathbb{Z}^2$ is a finite sequence of vertices of L so that all single steps move either to the right or down. Given any vertices $A, E \in \mathbb{Z}^2$, the number of lattice paths in \mathbb{Z}^2 from A to E is a binomial coefficient. In fact, if A and E have coordinates $(u, v), (x, y) \in \mathbb{Z}^2$ as above, there are $\binom{x-u+v-y}{x-u}$ lattice paths from A to E as each path has $x-u+v-y$ steps and $x-u \geq 0$ of these must be horizontal steps.

Using the above identification of $L(T)$ as a sub-lattice of \mathbb{Z}^2 , a *lattice path* in $L(T)$ is a finite sequence of vertices of $L(T)$ so that all single steps move either to the East or to the Southeast. The *lattice path matrix* of T is the $m \times n$ matrix $N(T)$ with entries $N(T)_{(i,j)}$ defined by

$$N(T)_{(i,j)} = \#\text{lattice paths in } \mathbb{Z}^2 \text{ from } A_i \text{ to } E_j.$$

Thus, the entries of $N(T)$ are binomial coefficients.

Next we consider several lattice paths simultaneously. A *family of non-intersecting lattice paths* is a finite collection of lattice paths such that no two lattice paths have any points in common. We call a family of non-intersecting lattice paths *minimal* if every path takes vertical steps before it takes horizontal steps, whenever possible. That is, every time a horizontal step is followed by a vertical step, then replacing these with a vertical step followed by a horizontal step would cause paths in the family to intersect.

Assume now that the subregion T is balanced, so $m = n$. Let Λ be a family of m non-intersecting lattice paths in $L(T)$ from A_1, \dots, A_m to E_1, \dots, E_m . In general there will be several such families. Each such family Λ determines a permutation $\lambda \in \mathfrak{S}_m$ such that the path in Λ that begins at A_i ends at $E_{\lambda(i)}$.

¹The letters A and E are standard notation for such points in the literature. As a cultural note, the choice is from the German words *Anfangspunkt* and *Endpunkt*, meaning starting and ending point, respectively.

Now we are ready to apply a beautiful theorem relating enumerations of signed families of non-intersecting lattice paths and determinants. In particular, we use a theorem first given by Lindström in [17, Lemma 1] and stated independently in [11, Theorem 1] by Gessel and Viennot. Stanley gives a very nice exposition of the topic in [21, Section 2.7].

Theorem 11. [17, Lemma 1] & [11, Theorem 1] Assume $T \subset \mathcal{T}_d$ is a non-empty balanced subregion with identified lattice points $A_1, \dots, A_m, E_1, \dots, E_m \in L(T)$ as above. Then

$$\det N(T) = \sum_{\lambda \in \mathfrak{S}_m} \text{sgn}(\lambda) \cdot P_\lambda^+(A \rightarrow E),$$

where, for each permutation $\lambda \in \mathfrak{S}_m$, $P_\lambda^+(A \rightarrow E)$ is the number of families of non-intersecting lattice paths with paths in $L(T)$ going from A_i to $E_{\lambda(i)}$.

We now use a well-know bijection between lozenge tilings of T and families of non-intersecting lattice paths from A_1, \dots, A_m to E_1, \dots, E_m ; see, e.g., the survey [18]. Let τ be a lozenge tiling of T . Using the lozenges of τ as a guide, we connect each pair of vertices of $L(T)$ that occur on a single lozenge. This generates a family of non-intersecting lattice paths Λ of $L(T)$ corresponding to τ . See Figures 3.2(ii) and (iii) for the overlaid image and the family of non-intersecting lattice paths by itself, respectively.

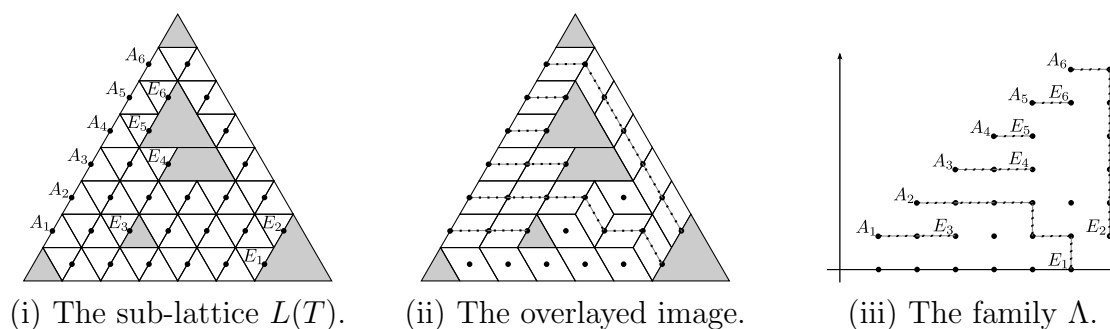


Figure 3.2: The family of non-intersecting lattice paths Λ associated to the tiling τ in Figure 1.1.

This bijection provides another way for assigning a sign to a lozenge tiling, this time using the signature of the permutation λ .

Definition 12. Let $T \subset \mathcal{T}_d$ be a non-empty balanced subregion as above, and let τ be a lozenge tiling of T . Then we define the *lattice path sign* of τ as $\text{lpsgn } \tau := \text{sgn } \lambda$, where $\lambda \in \mathfrak{S}_m$ is the permutation such that, for each i , the lattice path determined by τ that starts at A_i ends at $E_{\lambda(i)}$.

It follows that the determinant of $N(T)$ gives an enumeration of the *lattice path signed lozenge tilings* of T .

Theorem 13. Let $T \subset \mathcal{T}_d$ be a non-empty balanced subregion. Then the lattice path signed lozenge tilings of T are enumerated by $\det N(T)$, that is,

$$\sum_{\tau \text{ tiling of } T} \text{lpsgn } \tau = \det N(T).$$

Remark 14. Notice that we can use the above construction to assign, for each subregion T , three (non-trivially) different lattice path matrices. The matrix $N(T)$ from Theorem 13 is one of these matrices, and the other two are the $N(\cdot)$ matrices of the 120° and 240° rotations of T . See Figure 3.3 for an example.

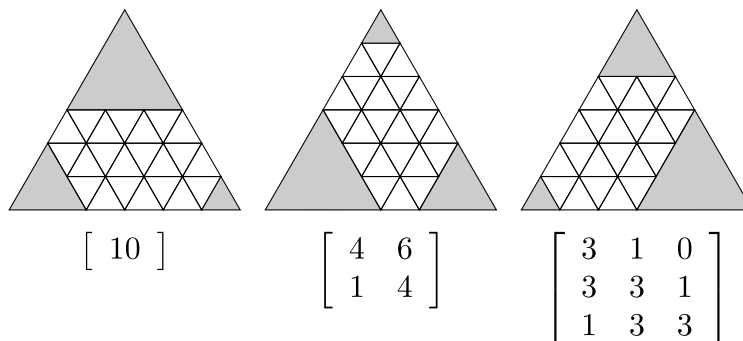


Figure 3.3: The triangular region $T_6(x^3, y^4, z^5)$ and its rotations, along with their lattice path matrices.

4 Resolution of punctures

In the previous section we associated two different signs, the perfect matching sign and the lattice path sign, to each lozenge tiling of a balanced region T . In the case where T is a triangular region, we demonstrate in this section that the signs are equivalent, up to a scaling factor dependent only on T . In particular, Theorem 20 states that $|\det Z(T)| = |\det N(T)|$. In order to prove this result, we introduce a new method that we call resolution of a puncture. Throughout this section T is a tileable triangular region. In particular, T is balanced.

4.1 The construction

Our first objective is to describe a construction that removes a certain puncture from a triangular region, relative to some tiling, in a controlled fashion. To this end we single out particular punctures. We recursively define a puncture of $T \subset \mathcal{T}_d$ to be a *non-floating* puncture if it touches the boundary of \mathcal{T}_d or if it overlaps or touches a non-floating puncture of T . Otherwise we call a puncture a *floating* puncture.

The key for establishing the main result of this section will be an induction on the number of floating punctures of a triangular region. The construction below is needed for the inductive step. Starting from a given region with a floating puncture, the construction produces a larger triangular region, which does not have this floating puncture, although it has three additional non-floating punctures.

We begin by considering the special case, in which we assume that $T \subset \mathcal{T}_d$ has at least one floating puncture, call it \mathcal{P} , that is not overlapped by any other puncture of T . Let

τ be some lozenge tiling of T , and denote by s the side length of \mathcal{P} . Informally, we will replace T by a triangular region in \mathcal{T}_{d+2s} , where the place of the puncture \mathcal{P} of T is taken by a tiled regular hexagon of side length s and three corridors to the outer vertices of \mathcal{T}_{d+2s} that are all part of the new region.

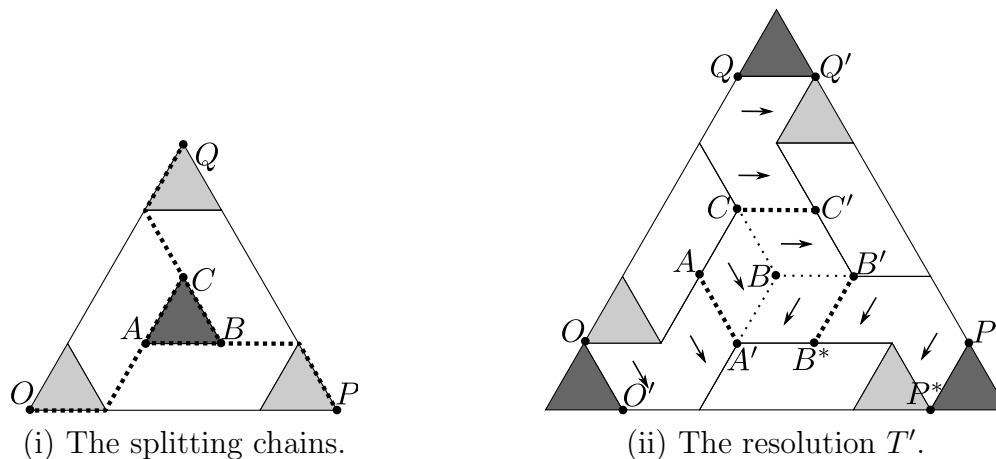


Figure 4.1: The abstract resolution of a puncture.

As above, we label the vertices of \mathcal{T}_d such that the label of each unit triangle is the greatest common divisor of its vertex labels. For ease of reference, we denote the lower-left, lower-right, and top vertex of the puncture \mathcal{P} by A, B , and C , respectively. Similarly, we denote the lower-left, lower-right, and top vertex of \mathcal{T}_d by O, P , and Q , respectively. Now we select three chains of unit edges such that each edge is either in T or on the boundary of a puncture of T . We start by choosing chains connecting A to O , B to P , and C to Q , respectively, subject to the following conditions:

- The chains do not cross, that is, do not share any vertices.
- There are no redundant edges, that is, omitting any unit edge destroys the connection between the desired end points of a chain.
- There are no moves to the East or Northeast on the lower-left chain AO .
- There are no moves to the West or Northwest on the lower-right chain BP .
- There are no moves to the Southeast or Southwest on the top chain CQ .

For these directions we envision a particle that starts at a vertex of the puncture and moves on a chain to the corresponding corner vertex of \mathcal{T}_d . Notice that suitable splitting chains always exist. For example, for the chain from A to O , if possible one could always take the Southwest direction until one arrives at the bottom edge OP . If going Southwest is not possible because the desired edge is not present as part of a puncture, then one moves Southeast instead. Eventually, one arrives at the bottom edge OP , and then one moves West to reach O . In general, there are other choices as well (see Figure 4.2).

Now we connect the chains AO and CQ to a chain of unit edges $AOCQ$ by using the Northeast edge of \mathcal{P} . Similarly we connect the chains AO and BP to a chain $OABP$ by using the horizontal edge of \mathcal{P} , and we connect BP and CQ to the chain $PBCQ$ by using the Northwest side of \mathcal{P} . These three chains subdivide \mathcal{T}_d into four regions. Part of the boundary of three of these regions is an edge of \mathcal{T}_d . The fourth region, the central one, is the area of the puncture \mathcal{P} . See Figure 4.1(i) for an illustration.

Now consider $T \subset \mathcal{T}_d$ as embedded into \mathcal{T}_{d+2s} such that the original region \mathcal{T}_d is identified with the triangular region $T_{d+2s}(x^s y^s)$. Retain the names A, B, C, O, P , and Q for the specified vertices of T as above. We create new chains of unit edges in \mathcal{T}_{d+2s} .

First, multiply each vertex in the chain $PBCQ$ by $\frac{z^s}{y^s}$ and connect the resulting vertices to a chain $P'B'C'Q'$ that is parallel to the chain $PBCQ$. Here P', B', C' , and Q' are the images of P, B, C , and Q under the multiplication by $\frac{z^s}{y^s}$. Informally, the chain $P'B'C'Q'$ is obtained by moving the chain $PBCQ$ just s units to the East.

Second, multiply each vertex in the chain AO by $\frac{z^s}{x^s}$ and connect the resulting vertices to a chain $O'A'$ that is parallel to the chain AO . Here A' and O' are the points corresponding to A and O . Informally the chain $O'A'$ is obtained by moving the chain AO just s units to the Southeast.

Third, multiply each vertex in the chain $P'B'$ by $\frac{y^s}{x^s}$ and connect the resulting vertices to a chain P^*B^* that is parallel to the chain $P'B'$, where P^* and B^* are the images of P' and B' , respectively. Thus, P^*B^* is s units to the Southwest of the chain $P'B'$. Connecting A' and B^* by horizontal edges, we obtain a chain $O'A'B^*P^*$ that has the same shape as the chain $OABP$. See Figure 4.1(ii) for an illustration.

We are ready to describe the desired triangular region $T' \subset \mathcal{T}_{d+2s}$ along with a tiling. Place lozenges and punctures in the region bounded by the chain $OACQ$ and the Northeast boundary of \mathcal{T}_{d+2s} as in the corresponding region of T . Similarly place lozenges and punctures in the region bounded by the chain $P'B'C'Q'$ and the Northwest boundary of \mathcal{T}_{d+2s} as in the corresponding region of T that is bounded by $PBCQ$. Next, place lozenges and punctures in the region bounded by the chain $O'A'B^*P^*$ and the horizontal boundary of \mathcal{T}_{d+2s} as in the exterior region of T that is bounded by $OABP$. Observe that corresponding vertices of the parallel chains BCQ and $B'C'Q'$ can be connected by horizontal edges. The region between two such edges that are one unit apart is uniquely tileable. This gives a lozenge tiling for the region between the two chains. Similarly, the corresponding vertices of the parallel chains OAC and $O'A'C'$ can be connected by Southeast edges. Respecting these edges gives a unique lozenge tiling for the region between the chains OAC and $O'A'C'$. In a similar fashion, the corresponding vertices of the parallel chains $P'B'$ and P^*B^* can be connected by Southwest edges, which we use as a guide for a lozenge tiling of the region between the two chains. Finally, the rhombus with vertices A', B^*, B' , and B admits a unique lozenge tiling. Let τ' the union of all the lozenges we placed in \mathcal{T}_{d+2s} , and denote by T' the triangular region that is tiled by τ' . Thus, $T' \subset \mathcal{T}_{d+2s}$ has a puncture of side length s at each corner of \mathcal{T}_{d+2s} . See Figure 4.2 for an illustration of this. We call the region T' with its tiling τ' a *resolution of the puncture \mathcal{P} in T relative to τ* or, simply, a *resolution of \mathcal{P}* .

Observe that the tiles in τ' that were not carried over from the tiling τ are in the

region that is the union of the regular hexagon with vertices A, A', B^*, B', C' and C and the regions between the parallel chains AO and $O'A'$, CQ and $C'Q'$ as well as $P'B'$ and P^*B^* . We refer to the latter three regions as the *corridors* of the resolution. Furthermore, we call the chosen chains AO , BP , and CQ the *splitting chains* of the resolution. The resolution blows up each splitting chain to a corridor of width s .

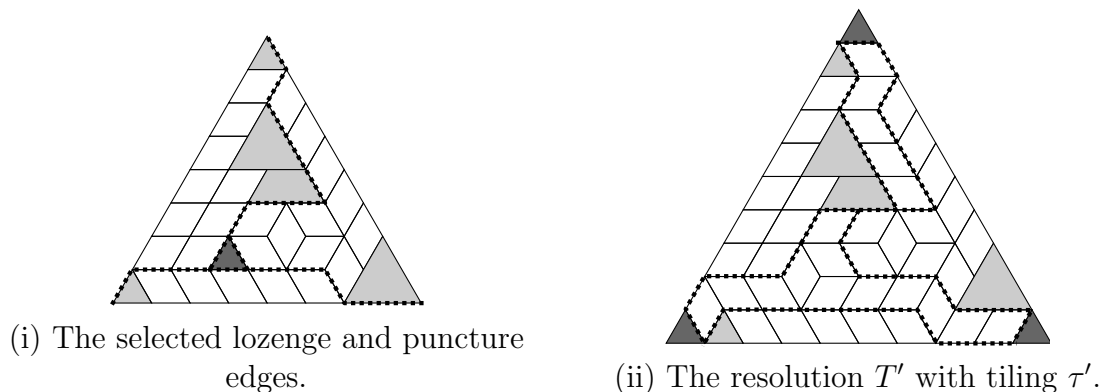


Figure 4.2: A resolution of the puncture associated to xy^4z^2 , given the tiling τ in Figure 1.1 of T .

Finally, in order to deal with an arbitrary puncture suppose a puncture \mathcal{P} in T is overlapped by another puncture of T . Then we cannot resolve \mathcal{P} using the above technique directly as it would result in a non-triangular region. Thus, we adapt the construction. Since T is balanced, \mathcal{P} is overlapped by exactly one puncture of T (see Theorem 2). Let U be the smallest monomial subregion of T that contains both punctures. We call U the *minimal covering region* of the two punctures. It is uniquely tileable (see Figure 4.3).

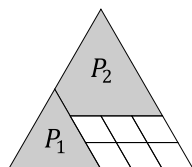


Figure 4.3: Overlapping punctures P_1 and P_2 in their minimal covering region. The difference region is uniquely tileable.

We use the above construction to resolve the puncture U of $T \setminus U$. Notice that the lozenges inside U are lost during resolution. However, since U is uniquely tileable, they are recoverable from the two punctures of T in U . See Figure 4.4 for an illustration.

4.2 Cycles of lozenges

We now introduce another concept. It will help us to analyze the changes when resolving a puncture.

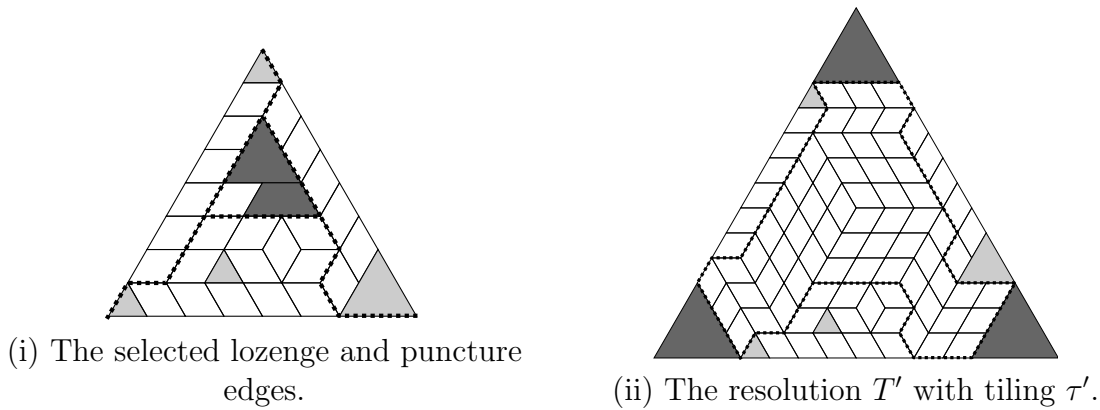


Figure 4.4: Resolving overlapping punctures, given the tiling in Figure 1.1.

Let τ be some tiling of a triangular region T . An n -cycle (of lozenges) σ in τ is an ordered collection of distinct lozenges ℓ_1, \dots, ℓ_n of τ such that the downward-pointing triangle of ℓ_i is adjacent to the upward-pointing triangle of ℓ_{i+1} for $1 \leq i < n$ and the downward-pointing triangle of ℓ_n is adjacent to the upward-pointing triangle of ℓ_1 . The smallest cycle of lozenges is a three-cycle; see Figure 4.5.

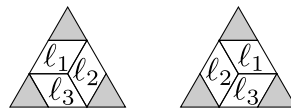


Figure 4.5: $T_3(x^2, y^2, z^2)$ has two tilings, both are three-cycles of lozenges.

Let $\sigma = \{\ell_1, \dots, \ell_n\}$ be an n -cycle of lozenges in the tiling τ of T . If we replace the lozenges in σ by the n lozenges created by adjoining the downward-pointing triangle of ℓ_i with the upward-pointing triangle of ℓ_{i+1} for $1 \leq i < n$ and the downward-pointing triangle of ℓ_n with the upward-pointing triangle of ℓ_1 , then we get a new tiling τ' of T . We call this new tiling the *twist* of σ in τ . The two three-cycles in Figure 4.5 are twists of each other. See Figure 4.6 for another example of twisting a cycle. A puncture is *inside* the cycle σ if the lozenges of the cycle fully surround the puncture. In Figure 4.6(i), the puncture associated to xy^4z^2 is inside the cycle σ and all other punctures of T are not inside the cycle σ .

Recall that the perfect matching sign of a tiling τ is denoted by $\text{msgn } \tau$ (see Definition 8).

Lemma 15. *Let τ be a lozenge tiling of a triangular region $T = T_d(I)$, and let σ be an n -cycle of lozenges in τ . Then the twist τ' of σ in τ satisfies $\text{msgn } \tau' = (-1)^{n-1} \text{msgn } \tau$.*

Proof. Let π and π' be the perfect matching permutations associated to τ and τ' , respectively (see Definition 8). Without loss of generality, assume each lozenge ℓ_i in σ corresponds to the upward- and downward-pointing triangles labeled i . As τ' is a twist of τ by σ , then $\pi'(i) = i + 1$ for $1 \leq i < n$ and $\pi'(n) = 1$. That is, $\pi' = (1, 2, \dots, n) \cdot \pi$, as permutations. Hence, $\text{msgn } \tau' = (-1)^{n-1} \text{msgn } \tau$. \square

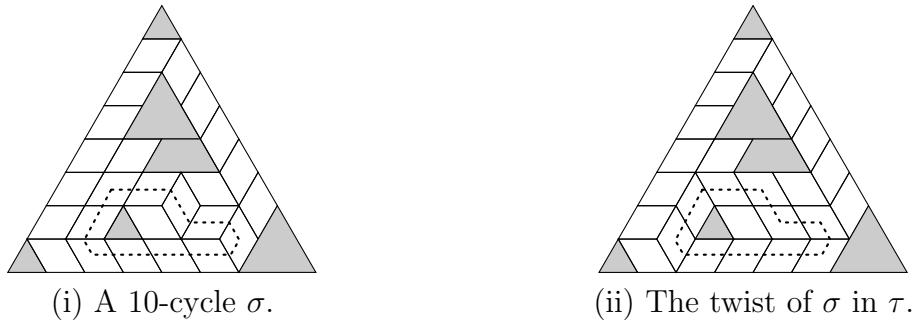


Figure 4.6: A 10-cycle σ in the tiling τ (see Figure 1.1(ii)) and its twist.

4.3 Resolutions, cycles of lozenges, and signs

Now we are going to establish the equivalence of the perfect matching and the lattice path sign of a lozenge tiling. We begin by describing the modification of a cycle of lozenges when a puncture is resolved. We first need a definition. It uses the starting and end points of lattice paths A_1, \dots, A_m and E_1, \dots, E_m , as introduced at the beginning of Subsection 3.2.

The E -count of a cycle is the number of lattice path end points E_j “inside” the cycle. Alternatively, this can be seen as the sum of the side lengths of the non-overlapping punctures plus the sum of the side lengths of the minimal covering regions of pairs of overlapping punctures. For example, the cycles shown in Figure 4.5 have E -counts of zero, the cycles shown in Figure 4.6 have E -counts of 1, and the (unmarked) cycle going around the outer edge of the tiling shown in Figure 4.6(i) has an E -count of $1 + 3 = 4$.

Now we describe the change of a cycle surrounding a puncture when this puncture is resolved.

Lemma 16. *Let τ be a lozenge tiling of $T = T_d(I)$, and let σ be an n -cycle of lozenges in τ . Suppose T has a puncture P (or a minimal covering region of a pair of overlapping punctures) with E -count k . Let T' be a resolution of P relative to τ . Then the resolution takes σ to an $(n + kl)$ -cycle of lozenges σ' in the resolution, where l is the number of times the splitting chains of the resolution cross the cycle σ in τ . Moreover, l is odd if and only if P is inside σ .*

Proof. Fix a resolution $T' \subset \mathcal{T}_{d+2s}$ of P with tiling τ' as induced by τ .

First, note that if P is a minimal covering region of a pair of overlapping punctures, then any cycle of lozenges must avoid the lozenges present in P as all such lozenges are forcibly chosen, i.e., immutable. Thus, all lozenges of σ are present in τ' .

The resolution takes the cycle σ to a cycle σ' by adding k new lozenges for each unit edge of a lozenge in σ that belongs to a splitting chain. More precisely, such an edge is expanded to $k + 1$ parallel edges. Any two consecutive edges form the opposite sides of a lozenge (see Figure 4.7). Thus, each time a splitting chain of the resolution crosses the cycle σ we insert k new lozenges. As l is the number of times the splitting chains of the

resolution cross the cycle σ in τ , the resolution adds exactly kl new lozenges to the extant lozenges of σ . Thus, σ' is an $(n + kl)$ -cycle of lozenges in τ' .

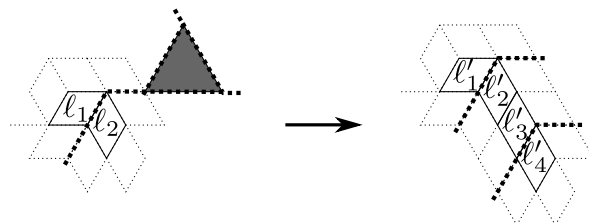


Figure 4.7: Expansion of a lozenge cycle at a crossing of a splitting chain.

Since the splitting chains are going from P to the boundary of the triangle \mathcal{T}_d , the splitting chains terminate outside the cycle. Hence if the splitting chain crosses into the cycle, it must cross back out. If P is outside σ , then the splitting chains start outside σ , and so l must be even. On the other hand, if P is inside σ , then the splitting chains start inside of σ , and so $l = 3 + 2j$, where j is the number of times the splitting chains cross *into* the cycle. \square

Let τ_1 and τ_2 be tilings of T , and let π_1 and π_2 be their respective perfect matching permutations. Suppose $\pi_2 = \rho\pi_1$, for some permutation ρ . Write ρ as a product of disjoint cycles whose length is at least two. (Note that these cycles will be of length at least three.) Each factor corresponds to a cycle of lozenges of τ_1 . If all these cycles are twisted we get τ_2 . We call these lozenge cycles the *difference cycles* of τ_1 and τ_2 .

Using the idea of difference cycles, we characterise when two tilings have the same perfect matching sign.

Corollary 17. *Let τ be a lozenge tiling of $T = T_d(I)$, and let σ be an n -cycle of lozenges in τ . Then the following statements hold.*

- *The E -count of σ is even if and only if n is odd.*
- *Two lozenge tilings of T have the same perfect matching sign if and only if the sum of the E -counts of the difference cycles is even.*

Proof. Suppose T has a punctures and pairs of overlapping punctures, P_1, \dots, P_a , inside σ that are *not* in a corner, i.e., not associated to x^k , y^k , or z^k , for some k . Let j_i be the E -count of P_i . Similarly, suppose T has b punctures and pairs of overlapping punctures, Q_1, \dots, Q_b , outside σ that are *not* in a corner, i.e., not associated to x^k , y^k , or z^k , for some k . Let k_i be the E -count of Q_i .

If we resolve all of the punctures $P_1, \dots, P_a, Q_1, \dots, Q_b$, then σ is taken to a cycle σ' . By Lemma 16, σ' has length

$$n' := n + (j_1 l_1 + \dots + j_a l_a) + (k_1 m_1 + \dots + k_b m_b),$$

where the integers l_1, \dots, l_a are odd and the integers m_1, \dots, m_b are even.

Denote the region obtained from T by resolving its $a + b$ punctures by T' . After merging touching punctures, it becomes a hexagon. By [3, Theorem 1.2], every tiling of T' is thus obtained from any other tiling of T' through a sequence of three-cycle twists, as in Figure 4.5. By Lemma 15, such twists do not change the perfect matching sign of the tiling, hence n' is an odd integer.

Since n' is odd, $n' - (k_1m_1 + \cdots + k_b m_b) = n + (j_1l_1 + \cdots + j_a l_a)$ is also odd. Thus, n is odd if and only if $j_1l_1 + \cdots + j_a l_a$ is even. Since the integers l_1, \dots, l_a are odd, we see that $j_1l_1 + \cdots + j_a l_a$ is even if and only if an even number of the l_i are odd, i.e., the sum $l_1 + \cdots + l_a$ is even. Notice that this sum is the E -count of σ . Thus, claim (i) follows.

Suppose two tilings τ_1 and τ_2 of T have difference cycles $\sigma_1, \dots, \sigma_p$. Then by Lemma 15, $\text{msgn } \tau_2 = \text{sgn } \sigma_1 \cdots \text{sgn } \sigma_p \text{msgn } \tau_1$. By claim (i), σ_i is a cycle of odd length if and only if the E -count of σ_i is even. Thus, $\text{sgn } \sigma_1 \cdots \text{sgn } \sigma_p = 1$ if and only if an even number of the σ_i have an odd E -count. An even number of the σ_i have an odd E -count if and only if the sum of the E -counts of $\sigma_1, \dots, \sigma_p$ is even. Hence, claim (ii) follows. \square

Next, we describe the change of a lattice path permutation when twisting a cycle of lozenges. To this end we distinguish between *preferred* and *acceptable directions* on the splitting chains used for resolving a puncture. Here we use again the perspective of a particle that starts at a vertex of the puncture and moves on a chain to the corresponding corner vertex of \mathcal{T}_d . Our convention is:

- On the lower-left chain the preferred direction are Southwest and West, the acceptable directions are Northwest and Southeast.
- On the lower-right chain the preferred directions are Southeast and East, the acceptable directions are Northeast and Southwest.
- On the top chain the preferred directions are Northeast and Northwest, the acceptable directions are East and West.

Lemma 18. *Let τ be a lozenge tiling of $T = T_d(I)$, and let σ be a cycle of lozenges in τ . Then the lattice path signs of τ and the twist of σ in τ are the same if and only if the E -count of σ is even.*

Proof. Suppose T has n floating punctures. We proceed by induction on n in five steps.

Step 1: The base case.

If $n = 0$, then every tiling induces the same bijection $\{A_1, \dots, A_m\} \rightarrow \{E_1, \dots, E_m\}$. Thus, all tilings have the same lattice path sign. Since T has no floating punctures, σ has an E -count of zero. Hence, the claim is true if $n = 0$.

Step 2: The set-up.

Suppose now that $n > 0$, and choose P among the floating punctures and the minimal covering regions of two overlapping floating punctures of T as the puncture or region that covers the upward-pointing unit triangle of \mathcal{T}_d with the smallest monomial label. Let $s > 0$ be the side length of P , and let e be the E -count of σ . Furthermore, let ν be the lozenge tiling of T obtained as twist of σ in τ . Both τ and ν induce bijections

$\{A_1, \dots, A_m\} \rightarrow \{E_1, \dots, E_m\}$, and we denote by $\lambda \in \mathfrak{S}_m$ and $\mu \in \mathfrak{S}_m$ the corresponding lattice path permutations, respectively. We have to show $\text{lpsgn } \tau = (-1)^e \text{lpsgn } \nu$, that is,

$$\text{sgn } \lambda = (-1)^e \text{sgn } \mu.$$

Step 3: Resolutions.

We resolve P relative to the tilings τ and ν , respectively. For the resolution of P relative to τ , choose the splitting chains so that each unit edge has a preferred direction, except possibly the unit edges on the boundary of a puncture of T ; this is always possible because, for each chain, only two of the potentially six directions are forbidden. By our choice of P , no other floating punctures are to the lower-right of P . It follows that no edge on the lower-right chain crosses a lattice path, except possibly at the end of the lattice path.

For the resolution of P relative to ν , use the splitting chains described in the previous paragraph, except for the edges that cross the lozenge cycle σ . They have to be adjusted since these unit edges disappear when twisting σ : We replace each such unit edge by a unit edge in an acceptable direction followed by a unit edge in a preferred direction so that the result has the same starting and end point as the unit edge they replace. Note that this is always possible and that this determines the replacement uniquely. The new chains meet the requirements on splitting chains.

Using these splitting chains we resolve the puncture P relative to τ and ν , respectively. The result is a triangular region $T' \subset \mathcal{T}_{d+2s}$ with induced tilings τ' and ν' , respectively. Denote by σ' the extension of the cycle σ in T' (see Lemma 16). Since τ and ν differ exactly on the cycle σ and the splitting chains were chosen to be the same except on σ , it follows that twisting σ' in τ' results in the tiling ν' of T' .

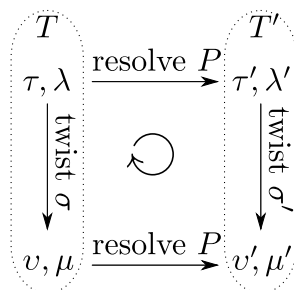


Figure 4.8: The commutative diagram used in the proof of Lemma 18.

Step 4: Lattice path permutations.

Now we compare the signs of $\lambda, \mu \in \mathfrak{S}_m$ with the signs of λ' and μ' , the lattice path permutations induced by the tilings τ' and ν' of T' , respectively.

First, we compare the starting and end points of lattice paths in T and T' . Resolution of the puncture identifies each starting and end point in T with one such point in T' . We refer to these points as the *old* starting and end points in T' . Note that the end points on the puncture P correspond to the end points on the puncture in the Southeast corner of T' . The starting points in T that are on one of the splitting chains used for resolving P

relative to τ and v are the same. Assume there are t such points. After resolution, each point gives rise to a new starting and end point in T' . Both are connected by a lattice path that is the same in both resolutions of P . Hence, in order to compare the signs of the permutations λ' and μ' on $m + t$ letters, it is enough to compare the lattice paths between the old starting and end points in both resolutions.

Retain for these points the original labels used in T . Using this labeling, the lattice paths induce permutations $\tilde{\lambda}$ and $\tilde{\mu}$ on m letters. Again, this is the same process in both resolutions. It follows that

$$\operatorname{sgn}(\tilde{\lambda}) \cdot \operatorname{lpsgn}(\tau') = \operatorname{sgn}(\tilde{\mu}) \cdot \operatorname{lpsgn}(v'). \quad (4.1)$$

Assume now that P is a puncture. Then the end points on P are indexed by s consecutive integers. Since we retain the labels, the same indices label the end points on the puncture in the Southeast corner of T' . The end points on P correspond to the points in T' whose labels are obtained by multiplying by $x^s y^s$. Consider now the case, where all edges in the lower-right splitting chain in T are in preferred directions. Then the lattice paths induced by τ' connect each point in T' that corresponds to an end point on P to the end point in the Southeast corner of T' with the same index. Thus, $\operatorname{sgn}(\tilde{\lambda}) = \operatorname{sgn}(\lambda)$. Next, assume that there is exactly one edge in acceptable direction on the lower-right splitting chain of T . If this direction is Northeast, then the s lattice paths passing through the points in T' corresponding to the end points on P are moved one unit to the North. If the acceptable direction was Southwest, then the edge in this direction leads to a shift of these paths by one unit to the South. In either case, this shift means that the paths in T and T' connect to end points that differ by s transpositions, so $\operatorname{sgn}(\tilde{\lambda}) = (-1)^s \operatorname{sgn}(\lambda)$. More generally, if j is the number of unit edges on the lower-right splitting chain of T that are in acceptable directions, then

$$\operatorname{sgn}(\tilde{\lambda}) = (-1)^{js} \operatorname{sgn}(\lambda).$$

Next, denote by c the number of unit edges on the lower-right splitting chain that have to be adjusted when twisting σ . Since each of these edges is replaced by an edge in a preferred and one edge in an acceptable direction, after twisting the lower-right splitting chain in T has exactly $j + c$ unit edges in acceptable directions. It follows as above that

$$\operatorname{sgn}(\tilde{\mu}) = (-1)^{(j+c)s} \operatorname{sgn}(\mu).$$

Since a unit edge on the splitting chain has to be adjusted when twisting if and only if it is shared by two consecutive lozenges in the cycle σ , the number c is even if and only if the puncture P is outside σ .

Moreover, as the puncture P has been resolved in T' , we conclude by induction that τ' and v' have the same lattice path sign if and only if the E -count of σ' is even. Thus, we get

$$\operatorname{lpsgn}(v') = \begin{cases} (-1)^{e-s} \operatorname{lpsgn}(\tau') & \text{if } P \text{ is inside } \sigma, \\ (-1)^e \operatorname{lpsgn}(\tau') & \text{if } P \text{ is outside } \sigma. \end{cases} \quad (4.2)$$

Step 5: Bringing it all together.

We consider the two cases separately:

(i) Suppose P is inside σ . Then c is odd. Hence, the above considerations imply

$$\begin{aligned} \operatorname{sgn}(\lambda) &= (-1)^{js} \operatorname{sgn}(\tilde{\lambda}) = (-1)^{js+e-s} \operatorname{sgn}(\tilde{\mu}) \\ &= (-1)^{js+e-s+(j+c)s} \operatorname{sgn}(\mu) \\ &= (-1)^e \operatorname{sgn}(\mu), \end{aligned}$$

as desired.

(ii) Suppose P is outside of σ . Then c is even, and we conclude

$$\begin{aligned} \operatorname{sgn}(\lambda) &= (-1)^{js} \operatorname{sgn}(\tilde{\lambda}) = (-1)^{js+e} \operatorname{sgn}(\tilde{\mu}) \\ &= (-1)^{js+e-s+(j+c)s} \operatorname{sgn}(\mu) \\ &= (-1)^e \operatorname{sgn}(\mu). \end{aligned}$$

Finally, it remains to consider the case where P is the minimal covering region of two overlapping punctures of T . Let \hat{T} be the triangular region that differs from T only by having P as a puncture, and let $\hat{\tau}$ and $\hat{\nu}$ be the tilings of \hat{T} induced by τ and ν , respectively. Since we order the end points of lattice paths using monomial labels, it is possible that the indices of the end points on the Northeast boundary of P in \hat{T} differ from those of the points on the Northeast boundary of the overlapping punctures in T . However, the lattice paths induced by τ and ν connecting the points on the Northeast boundary of P to the points on the Northeast boundary of the overlapping punctures are the same. Hence the lattice paths sign of τ and $\hat{\tau}$ differ in the same ways as the signs of ν and $\hat{\nu}$. Since we have shown our assertion for $\hat{\tau}$ and $\hat{\nu}$, it also follows for τ and ν . \square

Using difference cycles, we now characterise when two tilings of a region have the same lattice path sign.

Corollary 19. *Let $T = T_d(I)$ be a non-empty, balanced triangular region. Then two tilings of T have the same lattice path sign if and only if the sum of the E -counts (which may count some end points E_j multiple times) of the difference cycles is even.*

Proof. Suppose two tilings τ_1 and τ_2 of T have difference cycles $\sigma_1, \dots, \sigma_p$. By Lemma 18, $\operatorname{lpsgn} \tau_1 = \operatorname{lpsgn} \tau_2$ if and only if an even number of the σ_i have an odd E -count. The latter is equivalent to the sum of the E -counts of $\sigma_1, \dots, \sigma_p$ being even. \square

Our above results imply that the two signs that we assigned to a given lozenge tiling, the perfect matching sign (see Definition 8) and the lattice path sign (see Definition 12), are the same up to a scaling factor depending only on T . The main result of this section follows now easily.

Theorem 20. *Let $T = T_d(I)$ be a balanced triangular region. The following statements hold.*

(i) Let τ and τ' be two lozenge tilings of T . Then their perfect matching signs are the same if and only if their lattice path signs are the same, that is,

$$\text{msgn}(\tau) \cdot \text{lpsgn}(\tau) = \text{msgn}(\tau') \cdot \text{lpsgn}(\tau').$$

(ii) In particular, we have that

$$|\det Z(T)| = |\det N(T)|.$$

Proof. Consider two lozenge tilings of T . According to Corollaries 17 and 19, they have the same perfect matching and the same lattice path signs if and only if the sum of the E -counts of the difference cycles is even. Hence using Theorems 9 and 13, it follows that $|\det Z(T)| = |\det N(T)|$. \square

Theorem 20 allows us to move freely between the points of view using lozenge tilings, perfect matchings, and families of non-intersecting lattice paths, as needed. In particular, it implies that rotating a triangular region by 120° or 240° does not change the enumerations. Thus, for example, the three matrices described in Remark 14 as well as the matrix given in Example 10 all have the same determinant, up to sign.

4.4 A single sign

We exhibit triangular regions such that all lozenge tilings have the same sign, that is, the signed and the unsigned enumerations are the same. This is guaranteed to happen if all floating punctures (see the definition preceding Lemma 18) have an even side length.

Corollary 21. *Let T be a tileable triangular region, and suppose all floating punctures of T have an even side length. Then every lozenge tiling of T has the same perfect matching sign as well as the same lattice path sign, and so $\text{perm } Z(T) = |\det Z(T)|$.*

In particular, simply-connected regions that are tileable have this property.

Proof. The equality of the perfect matching signs follows from Corollary 17, and the equality of the lattice path signs from Corollary 19. Now Theorem 9 implies $\text{perm } Z(T) = |\det Z(T)|$.

The second part is immediate as simply-connected regions have no floating punctures. \square

Remark 22. The above corollary vastly extends [3, Theorem 1.2], where hexagons are considered using a different approach. This special case was also established independently in [14, Section 3.4], with essentially the same proof as [3].

Corollary 21 can also be derived from Kasteleyn's theorem on enumerating perfect matchings [13]. To see this, notice that in the case, where all floating punctures have even side lengths, all "faces" of the bipartite graph $G(T)$ have size congruent to 2 (mod 4).

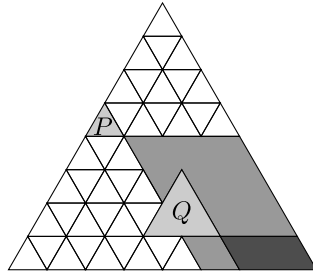


Figure 4.9: The puncture P has the puncture Q in its shadow (light grey), but Q does not have a puncture in its shadow (dark grey).

We now extend Corollary 21. To this end we define the *shadow* of a puncture to be the region of T that is both below the puncture and to the right of the line extending from the upper-right edge of the puncture. See Figure 4.9.

Corollary 23. *Let $T = T_d(I)$ be a balanced triangular region. If all floating punctures (and minimal covering regions of overlapping punctures) with other punctures in their shadows have even side length, then any two lozenge tilings of T have the same perfect matching and the same lattice path sign. Thus, $\text{perm } Z(T) = |\det Z(T)|$.*

Proof. Let P be a floating puncture or a minimal covering region with no punctures in its shadow. Then the shadow of P is uniquely tileable, and thus the lozenges in the shadow are fixed in each lozenge tiling of T . Hence, no cycle of lozenges in any tiling of T can contain P . Using Corollary 17 and Corollary 19, we see that P does not affect the sign of the tilings of T . Now our assumptions imply that all floating punctures (or minimal covering regions of overlapping punctures) of T that can be contained in a difference cycle of two lozenge tilings of T have even side length. Thus, we conclude $\text{perm } Z(T) = |\det Z(T)|$ as in the proof of Corollary 21. \square

Acknowledgements

We thank Francisco Santos for useful comments and for pointing out references [1, 2]. We are also grateful to the referee. Her/his comments helped improving the exposition.

References

- [1] F. Ardila, S. Billey, *Flag arrangements and triangulations of products of simplices*, Adv. Math. **214** (2007), no. 2, 495–524.
- [2] F. Ardila, C. Ceballos, *Acyclic systems of permutations and fine mixed subdivisions of simplices*, Discrete Comput. Geom. **49** (2013), no. 3, 485–510.
- [3] C. Chen, A. Guo, X. Jin, G. Liu, *Trivariate monomial complete intersections and plane partitions*, J. Commut. Algebra **3** (2011), no. 4, 459–489.
- [4] M. Ciucu, *Enumeration of perfect matchings in graphs with reflective symmetry*, J. Combin. Theory Ser. A **77** (1997), no. 1, 67–97.

- [5] M. Ciucu, *A random tiling model for two dimensional electrostatics*, Mem. Amer. Math. Soc. **178** (2005), no. 839, x+144 pp.
- [6] D. Cook II, U. Nagel, *The weak Lefschetz property for monomial ideals of small type*, J. Algebra **462** (2016), 285–319.
- [7] M. Ciucu, T. Eisenkölbl, C. Krattenthaler, D. Zare, *Enumerations of lozenge tilings of hexagons with a central triangular hole*, J. Combin. Theory Ser. A **95** (2001), no. 2, 251–334.
- [8] T. Eisenkölbl, *Rhombus tilings and plane partitions*, Dissertation, Universität Wien, 2001.
- [9] I. Fischer, *Enumeration of rhombus tilings of a hexagon which contain a fixed rhombus in the centre*, J. Combin. Theory Ser. A **96** (2001), no. 1, 31–88.
- [10] I. Gessel, G. Viennot, *Binomial determinants, paths, and hook length formulae*, Adv. Math. **58** (1985), no. 3, 300–321.
- [11] I. Gessel, X. G. Viennot, *Determinants, paths and plane partitions*, preprint (1989); available at <http://people.brandeis.edu/~gessel/homepage/papers/>.
- [12] T. Harima, J. Migliore, U. Nagel, J. Watanabe, *The weak and strong Lefschetz properties for Artinian K -algebras*, J. Algebra **262** (2003), no. 1, 99–126.
- [13] P. W. Kasteleyn, *Graph theory and crystal physics*. In *Graph Theory and Theoretical Physics*, 43–110. Academic Press, London, 1967.
- [14] R. Kenyon, *Lectures on dimers*. In *Statistical mechanics*, 191–230. IAS/Park City Math. Ser., **16**, Amer. Math. Soc., Providence, RI, 2009.
- [15] C. Krattenthaler, *The major counting of nonintersecting lattice paths and generating functions for tableaux*, Mem. Amer. Math. Soc. **115** (1995), no. 552, vi+109 pp.
- [16] G. Kuperberg, *Symmetries of plane partitions and the permanent-determinant method*, J. Combin. Theory Ser. A **68** (1994), no. 1, 115–151.
- [17] B. Lindström, *On the vector representations of induced matroids*, Bull. London Math. Soc. **5** (1973), 85–90.
- [18] J. Propp, *Enumeration of matchings: problems and progress*, Math. Sci. Res. Inst. Publ. **38**, Cambridge University Press (1999), 255–291.
- [19] R. P. Stanley, *Weyl groups, the hard Lefschetz theorem, and the Sperner property*, SIAM J. Algebraic Discrete Methods **1** (1980), no. 2, 168–184.
- [20] R. Stanley, *The number of faces of a simplicial convex polytope*, Adv. Math. **35** (1980), no. 3, 236–238.
- [21] R. Stanley, *Enumerative combinatorics. Vol. 1.*, second edition, Cambridge Studies in Advanced Mathematics **49**, Cambridge University Press, Cambridge, 2011.
- [22] J. R. Stembridge, *Nonintersecting lattice paths, Pfaffians and plane partitions*, Adv. Math. **83** (1990), 96–131.
- [23] W. P. Thurston, *Conway’s tiling groups*, Amer. Math. Monthly **97** (1990), no. 8, 757–773.