

Two-dimensional partial cubes*

Victor Chepoi¹ Kolja Knauer^{1,2} Manon Philibert¹

¹Aix-Marseille Univ, Université de Toulon, CNRS, LIS
Faculté des Sciences de Luminy, F-13288 Marseille Cedex 9, France

²Departament de Matemàtiques i Informàtica
Universitat de Barcelona (UB), Barcelona, Spain

{victor.chepoi, kolja.knauer, manon.philibert}@lis-lab.fr

Submitted: Aug 7, 2019; Accepted: Jun 8, 2020; Published: Aug 7, 2020

© The authors. Released under the CC BY-ND license (International 4.0).

Abstract

We investigate the structure of two-dimensional partial cubes, i.e., of isometric subgraphs of hypercubes whose vertex set defines a set family of VC-dimension at most 2. Equivalently, those are the partial cubes which are not contractible to the 3-cube Q_3 (here contraction means contracting the edges corresponding to the same coordinate of the hypercube). We show that our graphs can be obtained from two types of combinatorial cells (gated cycles and gated full subdivisions of complete graphs) via amalgams. The cell structure of two-dimensional partial cubes enables us to establish a variety of results. In particular, we prove that all partial cubes of VC-dimension 2 can be extended to ample aka lopsided partial cubes of VC-dimension 2, yielding that the set families defined by such graphs satisfy the sample compression conjecture by Littlestone and Warmuth (1986) in a strong sense. The latter is a central conjecture of the area of computational machine learning, that is far from being solved even for general set systems of VC-dimension 2. Moreover, we point out relations to tope graphs of COMs of low rank and region graphs of pseudoline arrangements.

Mathematics Subject Classifications: 05C12

Contents

1	Introduction	1
2	Preliminaries	4
2.1	Metric subgraphs and partial cubes	4
2.2	Partial cube minors	6
2.3	OMs, COMs, and AMPs	7

*The work on this paper was supported by ANR project DISTANCIA (ANR-17-CE40-0015).

3	Hyperplanes and isometric expansions	12
3.1	Hyperplanes	12
3.2	Isometric expansions	14
4	Gated hulls of 6-cycles	16
4.1	Full subdivisions of K_n	16
4.2	Gatedness of full subdivisions of K_n	19
4.3	Gated hulls of 6-cycles	21
5	Convex and gated hulls of long isometric cycles	22
5.1	Convex hulls of long isometric cycles	23
5.2	Gated hulls of long isometric cycles	26
6	Completion to ample partial cubes	27
6.1	Canonical completion to two-dimensional COMs	28
6.2	Completion to ample two-dimensional partial cubes	29
7	Cells and carriers	32
8	Characterizations of two-dimensional partial cubes	35
9	Final remarks	36

1 Introduction

Set families are fundamental objects in combinatorics, algorithmics, machine learning, discrete geometry, and combinatorial optimization. The Vapnik-Chervonenkis dimension (the *VC-dimension* for short) $\text{VC-dim}(\mathcal{S})$ of a set family $\mathcal{S} \subseteq 2^U$ is the size of a largest subset of $X \subseteq U$ which can be *shattered* by \mathcal{S} [51], i.e., $2^X = \{X \cap S : S \in \mathcal{S}\}$. Introduced in statistical learning by Vapnik and Chervonenkis [51], the VC-dimension was adopted in the above areas as complexity measure and as a combinatorial dimension of \mathcal{S} . Two important inequalities relate a set family $\mathcal{S} \subseteq 2^U$ with its VC-dimension. The first one, the *Sauer-Shelah lemma* [49, 50] establishes that if $|U| = m$, then the number of sets in a set family $\mathcal{S} \subseteq 2^U$ with VC-dimension d is upper bounded by $\binom{m}{\leq d}$. The second stronger inequality, called the *sandwich lemma*, proves that $|\mathcal{S}|$ is sandwiched between the number of *strongly shattered* sets (i.e., sets X such that \mathcal{S} contains an X -cube, see Section 2.3) and the number of shattered sets [2, 11, 21, 44]. The set families for which the Sauer-Shelah bounds are tight are called *maximum families* [27, 25] and the set families for which the upper bounds in the sandwich lemma are tight are called *ample, lopsided, and extremal families* [5, 11, 35]. Every maximum family is ample, but not vice versa.

To take a graph-theoretical point of view on set families, one considers the subgraph $G(\mathcal{S})$ of the hypercube Q_m induced by the subsets of $\mathcal{S} \subseteq 2^U$. (Sometimes $G(\mathcal{S})$ is called the *1-inclusion graph* of \mathcal{S} [30, 31].) Each edge of $G(\mathcal{S})$ corresponds to an element of U . Then analogously to edge-contraction and minors in graph theory, one can consider the

operation of simultaneous contraction of all edges of $G(\mathcal{S})$ defined by the same element $e \in U$. The resulting graph is the 1-inclusion graph $G(\mathcal{S}_e)$ of the set family $\mathcal{S}_e \subseteq 2^{U \setminus \{e\}}$ obtained by identifying all pairs of sets of \mathcal{S} differing only in e . Given $Y \subseteq U$, we call the set family \mathcal{S}_Y and its 1-inclusion graph $G(\mathcal{S}_Y)$ obtained from \mathcal{S} and $G(\mathcal{S})$ by successively contracting the edges labeled by the elements of Y the Q -minors of \mathcal{S} and $G(\mathcal{S})$. Then $X \subseteq U$ is shattered by \mathcal{S} if and only if the Q -minor $G(\mathcal{S}_{U \setminus X})$ is a full cube. Thus, the cubes play the same role for Q -minors as the complete graphs for classical graph minors.

To take a metric point of view on set families, one restricts to set families whose 1-inclusion graph satisfies further properties. The typical property here is that the 1-inclusion graph $G(\mathcal{S})$ of \mathcal{S} is an isometric (distance-preserving) subgraph of the hypercube Q_m . Such graphs are called *partial cubes*. Partial cubes can be characterized in a pretty and efficient way [20] and can be recognized in quadratic time [24]. Partial cubes comprise many important and complex graph classes occurring in metric graph theory and initially arising in completely different areas of research such as geometric group theory, combinatorics, discrete geometry, and media theory (for a comprehensive presentation of partial cubes and their classes, see the survey [4] and the books [19, 29, 43]). For example, 1-inclusion graphs of ample families (and thus of maximum families) are partial cubes [5, 35] (in view of this, we will call such graphs *ample partial cubes* and *maximum partial cubes*, respectively). Other important examples comprise median graphs (aka 1-skeletons of CAT(0) cube complexes [17, 48]) and, more generally, 1-skeletons of CAT(0) Coxeter zonotopal complexes [28], the tope graphs of oriented matroids (OMs) [8], of affine oriented matroids (AOMs) [34], and of lopsided sets (LOPs) [34, 35], where the latter coincide with ample partial cubes (AMPs). More generally, tope graphs of complexes of oriented matroids (COMs) [6, 34] capture all of the above. Other classes of graphs defined by distance or convexity properties turn out to be partial cubes: bipartite cellular graphs (aka bipartite graphs with totally decomposable metrics) [3], bipartite Pasch [14, 16] and bipartite Peano [46] graphs, netlike graphs [45], and hypercellular graphs [18].

Many mentioned classes of partial cubes can be characterized via forbidden Q -minors; in case of partial cubes, Q -minors are endowed with a second operation called *restriction* and are called *partial cube minors*, or *pc-minors* [18]. The class of partial cubes is closed under pc-minors. Thus, given a set G_1, G_2, \dots, G_n of partial cubes, one considers the set $\mathcal{F}(G_1, \dots, G_n)$ of all partial cubes not having any of G_1, G_2, \dots, G_n as a pc-minor. Then $\mathcal{F}(Q_2)$ is the class of trees, $\mathcal{F}(P_3)$ is the class of hypercubes, and $\mathcal{F}(K_2 \square P_3)$ consists of bipartite cacti [37, page 12]. Other obstructions lead to more interesting classes, e.g., almost-median graphs ($\mathcal{F}(C_6)$ [37, Theorem 4.4.4]), hypercellular graphs ($\mathcal{F}(Q_3^-)$ [18]), median graphs ($\mathcal{F}(Q_3^-, C_6)$ [18]), bipartite cellular graphs ($\mathcal{F}(Q_3^-, Q_3)$ [18]), rank two COMs ($\mathcal{F}(SK_4, Q_3)$ [34]), and two-dimensional ample graphs ($\mathcal{F}(C_6, Q_3)$ [34]). Here Q_3^- denotes the 3-cube Q_3 with one vertex removed and SK_4 the full subdivision of K_4 , see Figure 3. Bipartite Pasch graphs have been characterized in [14, 16] as partial cubes excluding 7 isometric subgraphs of Q_4 as pc-minors.

Littlestone and Warmuth [36] introduced the sample compression technique for deriving generalization bounds in machine learning. Floyd and Warmuth [25] asked whether any set family \mathcal{S} of VC-dimension d has a sample compression scheme of size $O(d)$. This

question remains one of the oldest open problems in computational machine learning. It was recently shown in [40] that labeled compression schemes of size $O(2^d)$ exist. Moran and Warmuth [39] designed labeled compression schemes of size d for ample families. Chalopin et al. [13] designed (stronger) unlabeled compression schemes of size d for maximum families and characterized such schemes for ample families via unique sink orientations of their 1-inclusion graphs. For ample families of VC-dimension 2 such unlabeled compression schemes exist because they admit corner peelings [13, 41]. In view of this, it was noticed in [47] and [39] that the original sample compression conjecture of [25] would be solved if *one can show that any set family \mathcal{S} of VC-dimension d can be extended to an ample (or maximum) partial cube of VC-dimension $O(d)$ or can be covered by $\exp(d)$ ample partial cubes of VC-dimension $O(d)$* . These questions are already nontrivial for set families of VC-dimension 2.

In this paper, we investigate the first question for partial cubes of VC-dimension 2, i.e., the class $\mathcal{F}(Q_3)$, that we will simply call *two-dimensional partial cubes*. We show that two-dimensional partial cubes can be extended to ample partial cubes of VC-dimension 2 – a property that is not shared by general set families of VC-dimension 2. In relation to this result, we establish that all two-dimensional partial cubes can be obtained via amalgams from two types of combinatorial cells: maximal full subdivisions of complete graphs and convex cycles not included in such subdivisions. We show that all such cells are gated subgraphs. On the way, we detect a variety of other structural properties of two-dimensional partial cubes. Since two-dimensional partial cubes are very natural from the point of view of pc-minors and generalize previously studied classes such as bipartite cellular graphs [18], we consider these results of independent interest also from this point of view. In particular, we point out relations to tope graphs of COMs of low rank and region graphs of pseudoline arrangements. See Theorem 45 for a full statement of our results on two-dimensional partial cubes. Figure 1 presents an example of a two-dimensional partial cube which we further use as a running example. We also provide two characterizations of partial cubes of VC-dimension $\leq d$ for any d (i.e., of the class $\mathcal{F}(Q_{d+1})$) via hyperplanes and isometric expansions. However, *understanding the structure of graphs from $\mathcal{F}(Q_{d+1})$ with $d \geq 3$ remains a challenging open question*.

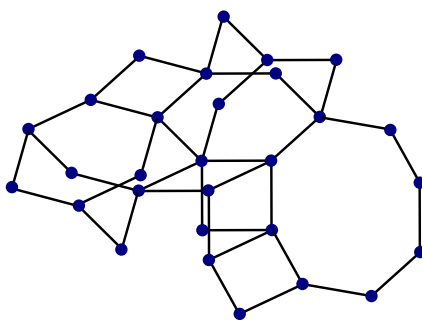


Figure 1: A two-dimensional partial cube M

2 Preliminaries

2.1 Metric subgraphs and partial cubes

All graphs $G = (V, E)$ in this paper are finite, connected, and simple. The *distance* $d(u, v) := d_G(u, v)$ between two vertices u and v is the length of a shortest (u, v) -path, and the *interval* $I(u, v)$ between u and v consists of all vertices on shortest (u, v) -paths: $I(u, v) := \{x \in V : d(u, x) + d(x, v) = d(u, v)\}$. An induced subgraph H of G is *isometric* if the distance between any pair of vertices in H is the same as that in G . An induced subgraph of G (or the corresponding vertex set A) is called *convex* if it includes the interval of G between any two of its vertices. Since the intersection of convex subgraphs is convex, for every subset $S \subseteq V$ there exists the smallest convex set $\text{conv}(S)$ containing S , referred to as the *convex hull* of S . A subset $S \subseteq V$ or the subgraph H of G induced by S is called *gated* (in G) [23] if for every vertex x outside H there exists a vertex x' (the *gate* of x) in H such that each vertex y of H is connected with x by a shortest path passing through the gate x' . It is easy to see that if x has a gate in H , then it is unique and that gated sets are convex. Since the intersection of gated subgraphs is gated, for every subset $S \subseteq V$ there exists the smallest gated set $\text{gate}(S)$ containing S , referred to as the *gated hull* of S .

A graph $G = (V, E)$ is *isometrically embeddable* into a graph $H = (W, F)$ if there exists a mapping $\varphi : V \rightarrow W$ such that $d_H(\varphi(u), \varphi(v)) = d_G(u, v)$ for all vertices $u, v \in V$, i.e., $\varphi(G)$ is an isometric subgraph of H . A graph G is called a *partial cube* if it admits an isometric embedding into some hypercube Q_m . For an edge $e = uv$ of G , let $W(u, v) = \{x \in V : d(x, u) < d(x, v)\}$. For an edge uv , the sets $W(u, v)$ and $W(v, u)$ are called *complementary halfspaces* of G .

Theorem 1. [20] *A graph G is a partial cube if and only if G is bipartite and for any edge $e = uv$ the sets $W(u, v)$ and $W(v, u)$ are convex.*

To establish an isometric embedding of G into a hypercube, Djoković [20] introduced the following binary relation Θ (called *Djoković-Winkler relation*) on the edges of G : for two edges $e = uv$ and $e' = u'v'$ we set $e\Theta e'$ if and only if $u' \in W(u, v)$ and $v' \in W(v, u)$. Under the conditions of the theorem, $e\Theta e'$ if and only if $W(u, v) = W(u', v')$ and $W(v, u) = W(v', u')$, i.e. Θ is an equivalence relation. Let E_1, \dots, E_m be the equivalence classes of Θ and let b be an arbitrary vertex taken as the basepoint of G . For a Θ -class E_i , let $\{G_i^-, G_i^+\}$ be the pair of complementary convex halfspaces of G defined by setting $G_i^- := G(W(u, v))$ and $G_i^+ := G(W(v, u))$ for an arbitrary edge $uv \in E_i$ such that $b \in G_i^-$. Then the isometric embedding φ of G into the m -dimensional hypercube Q_m is obtained by setting $\varphi(v) := \{i : v \in G_i^+\}$ for any vertex $v \in V$. Then $\varphi(b) = \emptyset$ and for any two vertices u, v of G , $d_G(u, v) = |\varphi(u) \Delta \varphi(v)|$.

The bipartitions $\{G_i^-, G_i^+\}, i = 1, \dots, m$, can be canonically defined for all subgraphs G of the hypercube Q_m , not only for partial cubes. Namely, if E_i is a class of parallel edges of Q_m , then removing the edges of E_i from Q_m but leaving their end-vertices, Q_m will be divided into two $(m - 1)$ -cubes Q' and Q'' . Then G_i^- and G_i^+ are the intersections of G with Q' and Q'' .

For a Θ -class E_i , the *boundary* ∂G_i^- of the halfspace G_i^- consists of all vertices of G_i^- having a neighbor in G_i^+ (∂G_i^+ is defined analogously). Note that ∂G_i^- and ∂G_i^+ induce isomorphic subgraphs (but not necessarily isometric) of G . Figure 2(a) illustrates a Θ -class E_i of the two-dimensional partial cube M , the halfspaces M_i^-, M_i^+ and their boundaries $\partial M_i^-, \partial M_i^+$.

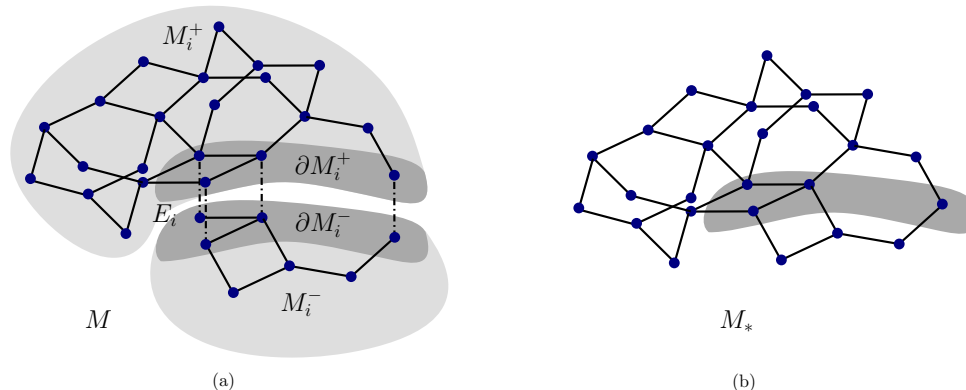


Figure 2: (a) The halfspaces and their boundaries defined by a Θ -class E_i of M . (b) The two-dimensional partial cube $M_* = \pi_i(M)$ obtained from M by contracting E_i .

An *antipode* of a vertex v in a partial cube G is a vertex $-v$ such that $G = \text{conv}(v, -v)$. Note that in partial cubes the antipode is unique and $\text{conv}(v, -v)$ coincides with the interval $I(v, -v)$. A partial cube G is *antipodal* if all its vertices have antipodes. A partial cube G is said to be *affine* if there is an antipodal partial cube G' , such that G is a halfspace of G' .

2.2 Partial cube minors

Let G be a partial cube, isometrically embedded in the hypercube Q_m . For a Θ -class E_i of G , an *elementary restriction* consists of taking one of the complementary halfspaces G_i^- and G_i^+ . More generally, a *restriction* is a subgraph of G induced by the intersection of a set of (non-complementary) halfspaces of G . Such an intersection is a convex subgraph of G , thus a partial cube. Since any convex subgraph of a partial cube G is the intersection of halfspaces [1, 14], the restrictions of G coincide with the convex subgraphs of G .

For a Θ -class E_i , we say that the graph $\pi_i(G)$ obtained from G by contracting the edges of E_i is an (*i*-)contraction of G ; for an illustration, see Figure 2(b). For a vertex v of G , we will denote by $\pi_i(v)$ the image of v under the *i*-contraction, i.e., if uv is an edge of E_i , then $\pi_i(u) = \pi_i(v)$, otherwise $\pi_i(u) \neq \pi_i(v)$. We will apply π_i to subsets $S \subset V$, by setting $\pi_i(S) := \{\pi_i(v) : v \in S\}$. In particular we denote the *i*-contraction of G by $\pi_i(G)$. From the proof of the first part of [15, Theorem 3] it easily follows that $\pi_i(G)$ is an isometric subgraph of Q_{m-1} , thus the class of partial cubes is closed under contractions. Since edge contractions in graphs commute, if E_i, E_j are two distinct Θ -classes, then $\pi_j(\pi_i(G)) = \pi_i(\pi_j(G))$. Consequently, for a set A of k Θ -classes, we can denote by $\pi_A(G)$

the isometric subgraph of Q_{m-k} obtained from G by contracting the equivalence classes of edges from A .

Contractions and restrictions commute in partial cubes [18]. Consequently, any set of restrictions and any set of contractions of a partial cube G provide the same result, independently of the order in which we perform them. The resulting graph G' is a partial cube, and G' is called a *partial cube minor* (or *pc-minor*) of G . For a partial cube H we denote by $\mathcal{F}(H)$ the class of all partial cubes not having H as a pc-minor. In this paper we investigate the class $\mathcal{F}(Q_3)$.

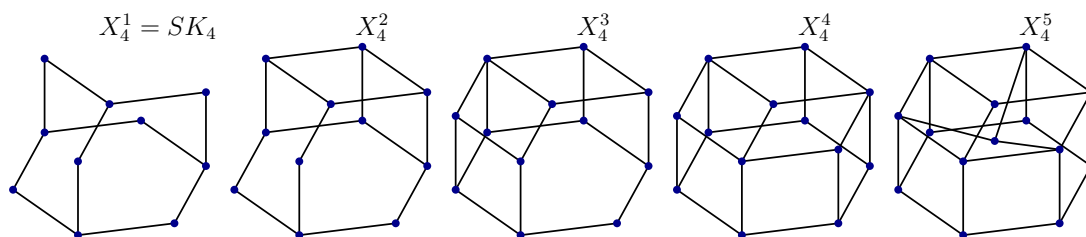


Figure 3: The excluded pc-minors of isometric dimension ≤ 4 for COMs.

With the observation that a convex subcube of a partial cube can be obtained by contractions as well, the proof of the following lemma is straightforward.

Lemma 2. *A partial cube G belongs to $\mathcal{F}(Q_{d+1})$ if and only if G has VC-dimension $\leq d$.*

Let G be a partial cube and E_i be a Θ -class of G . Then E_i *crosses* a convex subgraph H of G if H contains an edge uv of E_i and E_i *osculates* H if E_i does not cross H and there exists an edge uv of E_i with $u \in H$ and $v \notin H$. Otherwise, E_i is *disjoint* from H . The following results summarize the properties of contractions of partial cubes established in [18] and [34]:

Lemma 3. *Let G be a partial cube and E_i be a Θ -class of G .*

- (i) [18, Lemma 5] *If H is a convex subgraph of G and E_i crosses or is disjoint from H , then $\pi_i(H)$ is also a convex subgraph of $\pi_i(G)$;*
- (ii) [18, Lemma 7] *If S is a subset of vertices of G , then $\pi_i(\text{conv}(S)) \subseteq \text{conv}(\pi_i(S))$. If E_i crosses S , then $\pi_i(\text{conv}(S)) = \text{conv}(\pi_i(S))$;*
- (iii) [18, Lemma 10] *If S is a gated subgraph of G , then $\pi_i(S)$ is a gated subgraph of $\pi_i(G)$.*

Lemma 4. [34] *Affine and antipodal partial cubes are closed under contractions.*

2.3 OMs, COMs, and AMPs

In this subsection, we recall the definitions of oriented matroids, complexes of oriented matroids, and ample set families.

2.3.1 OMs: oriented matroids

Co-invented by Bland & Las Vergnas [10] and Folkman & Lawrence [26], and further investigated by many other authors, oriented matroids represent a unified combinatorial theory of orientations of (orientable) ordinary matroids. OMs capture the basic properties of sign vectors representing the circuits in a directed graph or more generally the regions in a central hyperplane arrangement in \mathbb{R}^d . OMs obtained from a hyperplane arrangement are called *realizable*. Just as ordinary matroids, oriented matroids may be defined in a multitude of distinct but equivalent ways, see the book by Björner et al. [8].

Let U be a finite set and let \mathcal{L} be a *system of sign vectors*, i.e., maps from U to $\{\pm 1, 0\} = \{-1, 0, +1\}$. The elements of \mathcal{L} are also referred to as *covectors* and denoted by capital letters X, Y, Z , etc. We denote by \leq the product ordering on $\{\pm 1, 0\}^U$ relative to the standard ordering of signs with $0 \leq -1$ and $0 \leq +1$. The *composition* of X and Y is the sign vector $X \circ Y$, where for all $e \in U$ one defines $(X \circ Y)_e = X_e$ if $X_e \neq 0$ and $(X \circ Y)_e = Y_e$ if $X_e = 0$. The *topes* of \mathcal{L} are the maximal elements of \mathcal{L} with respect to \leq . A system of sign vectors (U, \mathcal{L}) is called an *oriented matroid* (OM) if \mathcal{L} satisfies the following three axioms:

- (C) (Composition) $X \circ Y \in \mathcal{L}$ for all $X, Y \in \mathcal{L}$.
- (SE) (Strong elimination) for each pair $X, Y \in \mathcal{L}$ and for each $e \in U$ such that $X_e Y_e = -1$, there exists $Z \in \mathcal{L}$ such that $Z_e = 0$ and $Z_f = (X \circ Y)_f$ for all $f \in U$ with $X_f Y_f \neq -1$.
- (Sym) (Symmetry) $-\mathcal{L} = \{-X : X \in \mathcal{L}\} = \mathcal{L}$, that is, \mathcal{L} is closed under sign reversal.

Furthermore, a system of sign-vectors (U, \mathcal{L}) is *simple* if it has no “redundant” elements, i.e., for each $e \in U$, $\{X_e : X \in \mathcal{L}\} = \{+, -, 0\}$ and for each pair $e \neq f$ in U , there exist $X, Y \in \mathcal{L}$ with $\{X_e X_f, Y_e Y_f\} = \{+, -\}$. From (C), (Sym), and (SE) it easily follows that the set \mathcal{T} of topes of any simple OM \mathcal{L} are $\{-1, +1\}$ -vectors. Therefore \mathcal{T} can be viewed as a set family (where -1 means that the corresponding element does not belong to the set and $+1$ that it belongs). We will only consider simple OMs, without explicitly stating it every time. The *tope graph* of an OM \mathcal{L} is the 1-inclusion graph $G(\mathcal{T})$ of \mathcal{T} viewed as a set family. The *Topological Representation Theorem of Oriented Matroids* of [26] characterizes tope graphs of OMs as region graphs of pseudo-sphere arrangements in a sphere S^d [8]. See the bottom part of Figure 5 for an arrangement of pseudo-circles in S^2 . It is also well-known (see for example [8]) that tope graphs of OMs are partial cubes and that \mathcal{L} can be recovered from its tope graph $G(\mathcal{T})$ (up to isomorphism). Therefore, we can define all terms in the language of tope graphs. In particular, the isometric dimension of $G(\mathcal{T})$ is $|U|$ and its VC-dimension coincides with the dimension d of the sphere S^d hosting a representing pseudo-sphere arrangement.

Moreover a graph G is the tope graph of an *affine oriented matroid* (AOM) if G is a halfspace of a tope graph of an OM. In particular, tope graphs of AOMs are partial cubes as well.

2.3.2 COMs: complexes of oriented matroids

Complexes of oriented matroids (COMs) have been introduced and investigated in [6] as a far-reaching natural common generalization of oriented matroids, affine oriented matroids, and ample systems of sign-vectors (to be defined below). Some research has been connected to COMs quite quickly, see e.g. [7, 32, 38] and the tope graphs of COMs have been investigated in depth in [34], see Subsection 2.3.4. COMs are defined in a similar way as OMs, simply replacing the global axiom (Sym) by a weaker local axiom (FS) of face symmetry: a *complex of oriented matroids (COMs)* is a system of sign vectors (U, \mathcal{L}) satisfying (SE), and the following axiom:

(FS) (Face symmetry) $X \circ -Y \in \mathcal{L}$ for all $X, Y \in \mathcal{L}$.

As for OMs we generally restrict ourselves to *simple* COMs, i.e., COMs defining simple systems of sign-vectors. It is easy to see that (FS) implies (C), yielding that OMs are exactly the COMs containing the zero sign vector $\mathbf{0}$, see [6]. Also, AOMs are COMs, see [6] or [7]. In analogy with realizable OMs, a COM is *realizable* if it is the systems of sign vectors of the regions in an arrangement U of (oriented) hyperplanes restricted to a convex set of \mathbb{R}^d . See Figure 4 for an example in \mathbb{R}^2 . For other examples of COMs, see [6].

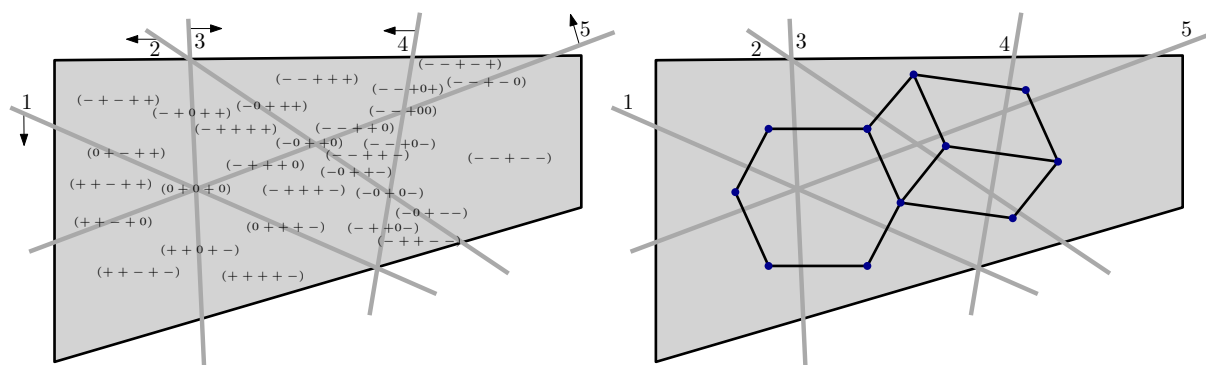


Figure 4: The system of sign-vectors associated to an arrangement of hyperplanes restricted to a convex set and the tope graph of the resulting realizable COM.

The simple twist between (Sym) and (FS) leads to a rich combinatorial and geometric structure that is built from OM cells but is quite different from OMs. Let (U, \mathcal{L}) be a COM and X be a covector of \mathcal{L} . The *face* of X is $F(X) := \{X \circ Y : Y \in \mathcal{L}\}$. By [6, Lemma 4], each face $F(X)$ of \mathcal{L} is an OM. Moreover, it is shown in [6, Section 11] that replacing each combinatorial face $F(X)$ of \mathcal{L} by a PL-ball, we obtain a contractible cell complex associated to each COM. The *topes* and the *tope graphs* of COMs are defined in the same way as for OMs. Again, the topes \mathcal{T} are $\{-1, +1\}$ -vectors, the tope graph $G(\mathcal{T})$ is a partial cubes, and the COM \mathcal{L} can be recovered from its tope graph, see [6] or [34]. As for OMs, the isometric dimension of $G(\mathcal{T})$ is $|U|$. If a COM is realizable in \mathbb{R}^d , then the VC-dimension of $G(\mathcal{T})$ is at most d .

For each covector $X \in \mathcal{L}$, the tope graph of its face $F(X)$ is a gated subgraph of the tope graph of \mathcal{L} [34]: the gate of any tope Y in $F(X)$ is the covector $X \circ Y$ (which is obviously a tope). All this implies that the tope graph of any COM \mathcal{L} is obtained by amalgamating gated tope subgraphs of its faces, which are all OMs.

Let $\uparrow \mathcal{L} := \{Y \in \{\pm 1, 0\}^U : X \leq Y \text{ for some } X \in \mathcal{L}\}$. Then the *ample systems* (AMPs)¹ of sign vectors are those COMs such that $\uparrow \mathcal{L} = \mathcal{L}$ [6]. From the definition it follows that any face $F(X)$ consists of the sign vectors of all faces of the subcube of $[-1, +1]^U$ with barycenter X .

2.3.3 AMPs: ample set families

Just above we defined ample systems as COMs satisfying $\uparrow \mathcal{L} = \mathcal{L}$. This is not the first definition of ample systems; all previous definitions define them as families of sets and not as systems of sign vectors. Ample sets have been introduced by Lawrence [35] as asymmetric counterparts of oriented matroids and have been re-discovered independently by several works in different contexts [5, 11, 52]. Consequently, they received different names: lopsided [35], simple [52], extremal [11], and ample [5, 21]. Lawrence [35] defined ample sets for the investigation of the possible sign patterns realized by points of a convex set of \mathbb{R}^d . Ample set families admit a multitude of combinatorial and geometric characterizations [5, 11, 35] and comprise many natural examples arising from discrete geometry, combinatorics, graph theory, and geometry of groups [5, 35] (for applications in machine learning, see [13, 39]).

Let X be a subset of a set U with m elements and let $Q_m = Q(U)$. A X -cube of Q_m is the 1-inclusion graph of the set family $\{Y \cup X' : X' \subseteq X\}$, where Y is a subset of $U \setminus X$. If $|X| = m'$, then any X -cube is a m' -dimensional subcube of Q_m and Q_m contains $2^{m-m'}$ X -cubes. We call any two X -cubes *parallel cubes*. Recall that $X \subseteq U$ is *shattered* by a set family $\mathcal{S} \subseteq 2^U$ if $\{X \cap S : S \in \mathcal{S}\} = 2^X$. Furthermore, X is *strongly shattered* by \mathcal{S} if the 1-inclusion graph $G(\mathcal{S})$ of \mathcal{S} contains a X -cube. Denote by $\overline{\mathcal{X}}(\mathcal{S})$ and $\underline{\mathcal{X}}(\mathcal{S})$ the families consisting of all shattered and of all strongly shattered sets of \mathcal{S} , respectively. Clearly, $\underline{\mathcal{X}}(\mathcal{S}) \subseteq \overline{\mathcal{X}}(\mathcal{S})$ and both $\overline{\mathcal{X}}(\mathcal{S})$ and $\underline{\mathcal{X}}(\mathcal{S})$ are closed by taking subsets, i.e., $\overline{\mathcal{X}}(\mathcal{S})$ and $\underline{\mathcal{X}}(\mathcal{S})$ are *abstract simplicial complexes*. The *VC-dimension* [51] $\text{VC-dim}(\mathcal{S})$ of \mathcal{S} is the size of a largest set shattered by \mathcal{S} , i.e., the dimension of the simplicial complex $\overline{\mathcal{X}}(\mathcal{S})$. The fundamental *sandwich lemma* (rediscovered independently in [2, 11, 21, 44]) asserts that $|\underline{\mathcal{X}}(\mathcal{S})| \leq |\mathcal{S}| \leq |\overline{\mathcal{X}}(\mathcal{S})|$. If $d = \text{VC-dim}(\mathcal{S})$ and $m = |U|$, then $\overline{\mathcal{X}}(\mathcal{S})$ cannot contain more than $\Phi_d(m) := \sum_{i=0}^d \binom{m}{i}$ simplices. Thus, the sandwich lemma yields the well-known *Sauer-Shelah lemma* [49, 50, 51] that $|\mathcal{S}| \leq \Phi_d(m)$.

A set family \mathcal{S} is called *ample* if $|\mathcal{S}| = |\overline{\mathcal{X}}(\mathcal{S})|$ [11, 5]. As shown in those papers this is equivalent to the equality $\overline{\mathcal{X}}(\mathcal{S}) = \underline{\mathcal{X}}(\mathcal{S})$, i.e., \mathcal{S} is ample if and only if any set shattered by \mathcal{S} is strongly shattered. Consequently, the VC-dimension of an ample family is the dimension of the largest cube in its 1-inclusion graph. A nice characterization of ample set families was provided in [35]: \mathcal{S} is ample if and only if for any cube Q of Q_m if $Q \cap \mathcal{S}$ is closed by taking antipodes, then either $Q \cap \mathcal{S} = \emptyset$ or Q is included in $G(\mathcal{S})$. The paper

¹In the papers on COMs, these systems of sign-vectors are called lopsided (LOPs).

[5] provides metric and recursive characterizations of ample families. For example, it is shown in [5] that \mathcal{S} is ample if and only if any two parallel X -cubes of the 1-inclusion graph $G(\mathcal{S})$ of \mathcal{S} can be connected in $G(\mathcal{S})$ by a shortest path of X -cubes. This implies that 1-inclusion graphs of ample set families are partial cubes; therefore further we will speak about *ample partial cubes*. Note that maximum set families (i.e., those which the Sauer-Shelah lemma is tight) are ample.

2.3.4 Characterizing tope graphs of OMs, COMS, and AMPs

In this subsection we recall the characterizations of [34] of tope graphs of COMs, OMs, and AMPs. We say that a partial cube G is a *COM*, an *OM*, an *AOM*, or an *AMP* if G is the tope graph of a COM, OM, AOM, or AMP, respectively. Tope graphs of COMs and AMPs are closed under pc-minors and tope graphs of OMs and AOMs are closed under contractions but not under restrictions. Convex subgraphs of OMs are COMs and convex subgraphs of tope graphs of uniform OMs are ample. The reverse implications are conjectured in [6, Conjecture 1] and [35, Conjecture], respectively.

As shown in [34], a partial cube is the *tope graph of a COM* if and only if all its antipodal subgraphs are gated. Another characterization from the same paper is by an infinite family of excluded pc-minors. This family is denoted by \mathcal{Q}^- and defined as follows. For every $m \geq 4$ there are partial cubes $X_m^1, \dots, X_m^{m+1} \in \mathcal{Q}^-$. Here, $X_m^{m+1} := Q_m \setminus \{(0, \dots, 0), (0, \dots, 1, 0)\}$, $X_m^m = X_m^{m+1} \setminus \{(0, \dots, 0, 1)\}$, and $X_m^{m-i} = X_m^{m-i+1} \setminus \{e_{im}\}$. Here e_{im} denotes the vector with all zeroes except positions, i and m , where it is one. See Figure 3 for the members of \mathcal{Q}^- of isometric dimension at most 4. Note in particular that $X_4^1 = SK_4$. Ample partial cubes can be characterized by the excluding set $\mathcal{Q}^{--} = \{Q_m^{--} : m \geq 4\}$, where $Q_m^{--} = Q_m \setminus \{(0, \dots, 0), (1, \dots, 1)\}$ [34]. Further characterizations from [34] yield that OMs are exactly the antipodal COMs, and (as mentioned at the end of Subsection 2.3.1) AOMs are exactly the halfspaces of OMs. On the other hand, ample partial cubes are exactly the partial cubes in which all antipodal subgraphs are hypercubes.

A central notion in COMs and OMs is the one of the *rank* of G , which is the largest d such that $G \in \mathcal{F}(Q_{d+1})$. Hence this notion fits well with the topic of the present paper and combining the families of excluded pc-minors \mathcal{Q}^{--} and \mathcal{Q}^- , respectively, with Q_3 one gets:

Proposition 5. [34, Corollary 7.5] *The class of two-dimensional ample partial cubes coincides with $\mathcal{F}(Q_3, C_6)$. The class of two-dimensional COMs coincides with $\mathcal{F}(Q_3, SK_4)$.*

2.3.5 Disks

A *pseudoline arrangement* U is a family of simple non-closed curves where every pair of curves intersects exactly once and crosses in that point. Moreover, the curves must be extendable to infinity without introducing further crossings. Note that several curves are allowed to cross in the same point. Figure 5 for an example. We say that a partial cube G is a *disk* if it is the region graph of a pseudoline arrangement U . The Θ -classes

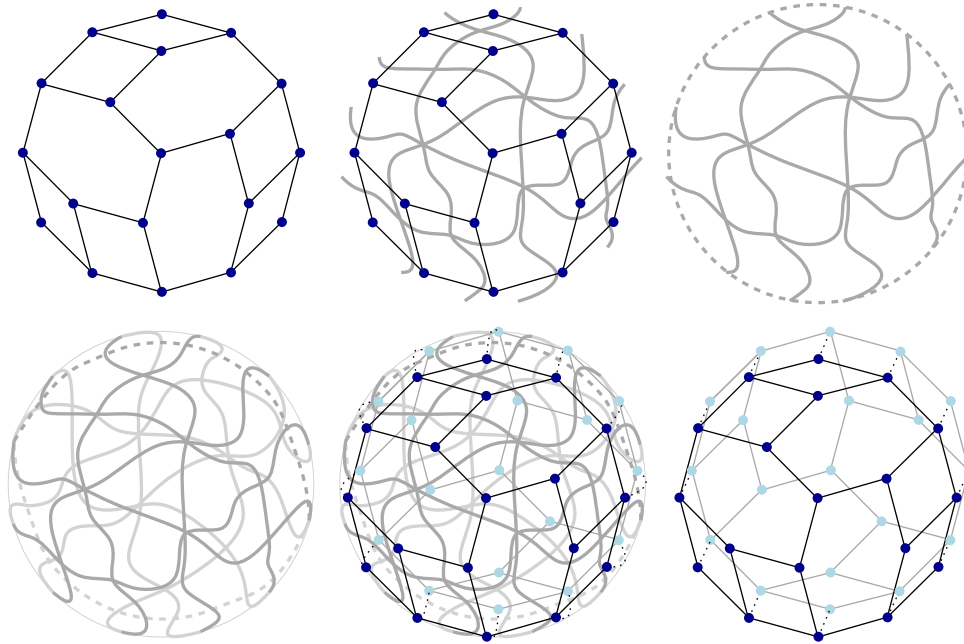


Figure 5: From upper left to bottom right: a disk G , a pseudoline arrangement U whose region graph is G , adding a line ℓ_∞ to U , the pseudocircle arrangement U' obtained from $U \cup \{\ell_\infty\}$ with a centrally mirrored copy, the pseudocircle arrangement U' with region graph G' , the OM G' with halfspace G .

of G correspond to the elements of U . Contrary to a convention sometimes made in the literature, we allow a pseudoline arrangement U to be empty, consisting of only one element, or all pseudolines to cross in a single point. These situations yield the simplest examples of disks, namely: K_1 , K_2 , and the even cycles. Disks are closed under contraction, since contracting a Θ -class correspond to removing a line from the pseudoline arrangement. It is well-known that disks are tope graphs of AOMs of rank at most 2. A quick explanation can be found around [8, Theorem 6.2.3]. The idea is to first add a line ℓ_∞ at infinity to the pseudoline arrangement U representing G . Then embed the disk enclosed by ℓ_∞ on a hemisphere of S^2 , such that ℓ_∞ maps on the equator. Now, mirror the arrangement through the origin of S^2 in order to obtain a *pseudocircle arrangement* U' . The region graph of U' is an OM G' , and the regions on one side of ℓ_∞ correspond to a halfspace of G' isomorphic to G . See Figure 5 for an illustration.

3 Hyperplanes and isometric expansions

In this section we characterize the graphs from $\mathcal{F}(Q_{d+1})$ (i.e., partial cubes of VC-dimension $\leq d$) via the hyperplanes of their Θ -classes and via the operation of isometric expansion.

3.1 Hyperplanes

Let G be isometrically embedded in the hypercube Q_m . For a Θ -class E_i of G , recall that G_i^-, G_i^+ denote the complementary halfspaces defined by E_i and $\partial G_i^-, G_i^+$ denote their boundaries. The *hyperplane* H_i of E_i has the middles of edges of E_i as the vertex-set and two such middles are adjacent in H_i if and only if the corresponding edges belong to a common square of G , i.e., H_i is isomorphic to ∂G_i^- and ∂G_i^+ . Combinatorially, H_i is the 1-inclusion graph of the set family defined by $\partial H_i^- \cup \partial H_i^+$ by removing from each set the element i .

Proposition 6. *A partial cube G has VC-dimension $\leq d$ (i.e., G belongs to $\mathcal{F}(Q_{d+1})$) if and only if each hyperplane H_i of G has VC-dimension $\leq d - 1$.*

Proof. If some hyperplane H_i of $G \in \mathcal{F}(Q_{d+1})$ has VC-dimension d , then ∂G_i^- and ∂G_i^+ also have VC-dimension d and their union $\partial H_i^- \cup \partial H_i^+$ has VC-dimension $d + 1$. Consequently, G has VC-dimension $\geq d + 1$, contrary to Lemma 2. To prove the converse implication, denote by \mathcal{H}_{d-1} the set of all partial cubes of G in which the hyperplanes have VC-dimension $\leq d - 1$. We assert that \mathcal{H}_{d-1} is closed under taking pc-minors. First, \mathcal{H}_{d-1} is closed under taking restrictions because the hyperplanes H'_i of any convex subgraph G' of a graph $G \in \mathcal{H}_{d-1}$ are subgraphs of the respective hyperplanes H_i of G . Next we show that \mathcal{H}_{d-1} is closed under taking contractions. Let $G \in \mathcal{H}_{d-1}$ and let E_i and E_j be two different Θ -classes of G . Since $\pi_j(G)$ is a partial cube, to show that $\pi_j(G)$ belongs to \mathcal{H}_{d-1} it suffices to show that $\partial \pi_j(G)_i^- = \pi_j(\partial G_i^-)$. Indeed, this would imply that the i th hyperplane of $\pi_j(G)$ coincides with the j th contraction of the i th hyperplane of G . Consequently, this would imply that the VC-dimension of all hyperplanes of $\pi_j(G)$ is at most $d - 1$.

Pick $v \in \pi_j(\partial G_i^-)$. Then v is the image of the edge $v'v''$ of the hypercube Q_m such that at least one of the vertices v', v'' , say v' , belongs to ∂G_i^- . This implies that the i th neighbor u' of v' in Q_m belongs to ∂G_i^+ . Let u'' be the common neighbor of u' and v'' in Q_m and u be the image of the edge $u'u''$ by the j -contraction. Since $u' \in \partial G_i^+$, the i th edge vu belongs to $\pi_j(G)$, whence $v \in \partial \pi_j(G)_i^-$ and $u \in \partial \pi_j(G)_i^+$. This shows $\pi_j(\partial G_i^-) \subseteq \partial \pi_j(G)_i^-$. To prove the converse inclusion, pick a vertex $v \in \partial \pi_j(G)_i^-$. This implies that the i -neighbor u of v in Q_m belongs to $\partial \pi_j(G)_i^+$. As in the previous case, let v be the image of the j -edge $v'v''$ of the hypercube Q_m and let u' and u'' be the i -neighbors of v' and v'' in Q_m . Then u is the image of the j -edge $u'u''$. Since the vertices u and v belong to $\pi_j(G)$, at least one vertex from each of the pairs $\{u', u''\}$ and $\{v', v''\}$ belongs to G . If one of the edges $u'v'$ or $u''v''$ of Q_m is an edge of G , then $u \in \pi_j(\partial G_i^+)$ and $v \in \pi_j(\partial G_i^-)$ and we are done. Finally, suppose that u' and v'' are vertices of G . Since G is an isometric subgraph of Q_m and $d(u', v'') = 2$, a common neighbor v', u'' of u' and v'' also belongs to G and we fall in the previous case. This shows that $\partial \pi_j(G)_i^- \subseteq \pi_j(\partial G_i^-)$. Consequently, \mathcal{H}_{d-1} is closed under taking pc-minors. Since Q_{d+1} does not belong to \mathcal{H}_{d-1} , if G belongs to \mathcal{H}_{d-1} , then G does not have Q_{d+1} as a pc-minor, i.e., $G \in \mathcal{F}(Q_{d+1})$. \square

Corollary 7. *A partial cube G belongs to $\mathcal{F}(Q_3)$ if and only if each hyperplane H_i of G has VC-dimension ≤ 1 .*

Remark 8. In Proposition 6 it is essential for G to be a partial cube. For example, let \mathcal{S} consist of all subsets of even size of an m -element set. Then the 1-inclusion graph $G(\mathcal{S})$ of \mathcal{S} consists of isolated vertices (i.e., $G(\mathcal{S})$ does not contain any edge). Therefore, any hyperplane of $G(\mathcal{S})$ is empty, however the VC-dimension of $G(\mathcal{S})$ depends on m and can be arbitrarily large.

By Corollary 7, the hyperplanes of graphs from $\mathcal{F}(Q_3)$ have VC-dimension 1. However they are not necessarily partial cubes: any 1-inclusion graph of VC-dimension 1 may occur as a hyperplane of a graph from $\mathcal{F}(Q_3)$. Thus, it will be useful to establish the metric structure of 1-inclusion graphs of VC-dimension 1. We say that a 1-inclusion graph G is a *virtual isometric tree* of Q_m if there exists an isometric tree T of Q_m containing G as an induced subgraph. Clearly, each virtually isometric tree is a forest in which each connected component is an isometric subtree of Q_m .

Proposition 9. *An induced subgraph G of Q_m has VC-dimension 1 if and only if G is a virtual isometric tree of Q_m .*

Proof. Each isometric tree of Q_m has VC-dimension 1, thus any virtual isometric tree has VC-dimension ≤ 1 . Conversely, let G be an induced subgraph of Q_m of VC-dimension ≤ 1 . We will say that two parallelism classes E_i and E_j of Q_m are *compatible* on G if one of the four intersections $G_i^- \cap G_j^-, G_i^- \cap G_j^+, G_i^+ \cap G_j^-, G_i^+ \cap G_j^+$ is empty and *incompatible* if the four intersections are nonempty. From the definition of VC-dimension immediately follows that G has VC-dimension 1 if and only if any two parallelism classes of Q_m are compatible on G . By a celebrated result by Buneman [12] (see also [22, Subsection 3.2]), on the vertex set of G one can define a weighted tree T_0 with the same vertex-set as G and such that the bipartitions $\{G_i^-, G_i^+\}$ are in bijection with the splits of T_0 , i.e., bipartitions obtained by removing edges of T_0 . The length of each edge of T_0 is the number of Θ -classes of Q_m defining the same bipartition of G . The distance $d_{T_0}(u, v)$ between two vertices of T_0 is equal to the number of parallelism classes of Q_m separating the vertices of T_0 . We can transform T_0 into an isometrically embedded tree T of Q_m in the following way: if the edge uv of T_0 has length $k > 1$, then replace this edge by any shortest path $P(u, v)$ of Q_m between u and v . Then it can be easily seen that T is an isometric tree of Q_m , thus G is a virtual isometric tree. \square

3.2 Isometric expansions

In order to characterize median graphs Mulder [42] introduced the notion of a convex expansion of a graph. A similar construction of isometric expansion was introduced in [14, 15], with the purpose to characterize isometric subgraphs of hypercubes. A triplet (G^1, G^0, G^2) is called an *isometric cover* of a connected graph G , if the following conditions are satisfied:

- G^1 and G^2 are two isometric subgraphs of G ;
- $V(G) = V(G^1) \cup V(G^2)$ and $E(G) = E(G^1) \cup E(G^2)$;

- $V(G^1) \cap V(G^2) \neq \emptyset$ and G^0 is the subgraph of G induced by $V(G^1) \cap V(G^2)$.

A graph G' is called an *isometric expansion* of G with respect to an isometric cover (G^1, G^0, G^2) of G (notation $G' = \psi(G)$) if G' is obtained from G in the following way:

- replace each vertex x of $V(G^1) \setminus V(G^2)$ by a vertex x_1 and replace each vertex x of $V(G^2) \setminus V(G^1)$ by a vertex x_2 ;
- replace each vertex x of $V(G^1) \cap V(G^2)$ by two vertices x_1 and x_2 ;
- add an edge between two vertices x_i and y_i , $i = 1, 2$ if and only if x and y are adjacent vertices of G^i , $i = 1, 2$;
- add an edge between any two vertices x_1 and x_2 such that x is a vertex of $V(G^1) \cap V(G^2)$.

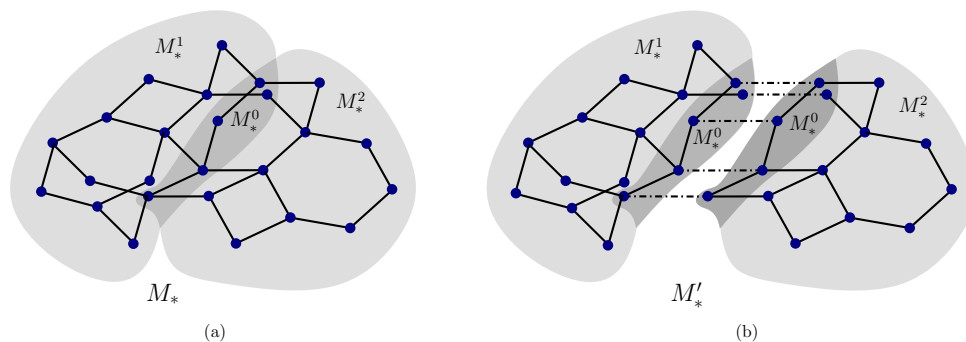


Figure 6: (a) The graph M_* . (b) The isometric expansion M'_* of M_* .

In other words, G' is obtained by taking a copy of G^1 , a copy of G^2 , supposing them disjoint, and adding an edge between any two twins, i.e., two vertices arising from the same vertex of G^0 . The following result characterizes all partial cubes by isometric expansions:

Proposition 10. [14, 15] *A graph is a partial cube if and only if it can be obtained by a sequence of isometric expansions from a single vertex.*

We also need the following property of isometric expansions:

Lemma 11. [18, Lemma 6] *If S is a convex subgraph of a partial cube G and G' is obtained from G by an isometric expansion ψ , then $S' := \psi(S)$ is a convex subgraph of G' .*

Example 12. For partial cubes, the operation of isometric expansion can be viewed as the inverse to the operation of contraction of a Θ -class. For example, the two-dimensional partial cube M can be obtained from the two-dimensional partial cube M_* (see Figure 2(b)) via an isometric expansion. In Figure 6 we present another isometric expansion M'_* of M_* . By Proposition 10, M'_* is a partial cube but one can check that it is no longer two-dimensional.

Therefore, contrary to all partial cubes, the classes $\mathcal{F}(Q_{d+1})$ are not closed under arbitrary isometric expansions. In this subsection, we characterize the isometric expansions which preserve the class $\mathcal{F}(Q_{d+1})$. Let G be isometrically embedded in the hypercube $Q_m = Q(X)$. Suppose that G shatters the subset Y of X . For a vertex v_A of $Q(Y)$ (corresponding to a subset A of Y), denote by $F(v_A)$ the set of vertices of the hypercube Q_m which projects to v_A . In set-theoretical language, $F(v_A)$ consists of all vertices v_B of $Q(X)$ corresponding to subsets B of X such that $B \cap Y = A$. Therefore, $F(v_A)$ is a subcube of dimension $m - |Y|$ of Q_m . Let $G(v_A) = G \cap F(v_A)$. Since $F(v_A)$ is a convex subgraph of Q_m and G is an isometric subgraph of Q_m , $G(v_A)$ is also an isometric subgraph of Q_m . Summarizing, we obtain the following property:

Lemma 13. *If G is an isometric subgraph of $Q_m = Q(X)$ which shatters $Y \subseteq X$, then for any vertex v_A of $Q(Y)$, $G(v_A)$ is a nonempty isometric subgraph of G .*

The following lemma establishes an interesting separation property in partial cubes:

Lemma 14. *If (G^1, G^0, G^2) is an isometric cover of an isometric subgraph G of $Q_m = Q(X)$ and G^1 and G^2 shatter the same subset Y of X , then G^0 also shatters Y .*

Proof. To prove that G^0 shatters Y it suffices to show that for any vertex v_A of $Q(Y)$, $G^0 \cap F(v_A)$ is nonempty. Since G^1 and G^2 both shatter $Q(Y)$, $G^1 \cap F(v_A)$ and $G^2 \cap F(v_A)$ are nonempty subgraphs of G . Pick any vertices $x \in V(G^1 \cap F(v_A))$ and $y \in V(G^2 \cap F(v_A))$. Then x and y are vertices of $G(v_A)$. Since by Lemma 13, $G(v_A)$ is an isometric subgraph of Q_m , there exists a shortest path $P(x, y)$ of Q_m belonging to $G(v_A)$. Since (G^1, G^0, G^2) is an isometric cover of G , $P(x, y)$ contains a vertex z of G^0 . Consequently, $z \in V(G^0 \cap F(v_A))$, and we are done. \square

Proposition 15. *Let G' be obtained from $G \in \mathcal{F}(Q_{d+1})$ by an isometric expansion with respect to (G^1, G^0, G^2) . Then G' belongs to $\mathcal{F}(Q_{d+1})$ if and only if G^0 has VC-dimension $\leq d - 1$.*

Proof. The fact that G' is a partial cube follows from Proposition 10. Let E_{m+1} be the unique Θ -class of G' which does not exist in G . Then the halfspaces $(G')_{m+1}^-$ and $(G')_{m+1}^+$ of G' are isomorphic to G^1 and G^2 and their boundaries $\partial(G')_{m+1}^-$ and $\partial(G')_{m+1}^+$ are isomorphic to G^0 . If G' belongs to $\mathcal{F}(Q_{d+1})$, by Proposition 6 necessarily G^0 has VC-dimension $\leq d - 1$.

Conversely, let G^0 be of VC-dimension $\leq d - 1$. Suppose that G' has VC-dimension $d + 1$. Since G has VC-dimension d , this implies that any set Y' of size $d + 1$ shattered by G' contains the element $m + 1$. Let $Y = Y' \setminus \{m + 1\}$. The $(m + 1)$ th halfspaces $(G')_{m+1}^-$ and $(G')_{m+1}^+$ of G' shatter the set Y . Since $(G')_{m+1}^-$ and $(G')_{m+1}^+$ are isomorphic to G^1 and G^2 , the subgraphs G^1 and G^2 of G both shatter Y . By Lemma 14, the subgraph G^0 of G also shatters Y . Since $|Y| = d$, this contradicts our assumption that G^0 has VC-dimension $\leq d - 1$. \square

Let us end this section with a useful lemma with respect to antipodal partial cubes:

Lemma 16. *If G is a proper convex subgraph of an antipodal partial cube $H \in \mathcal{F}(Q_{d+1})$, then $G \in \mathcal{F}(Q_d)$.*

Proof. Suppose by way of contradiction that G has Q_d as a pc-minor. Since convex subgraphs of H are intersections of halfspaces, there exists a Θ -class E_i of H such that G is included in the halfspace H_i^+ . Since H is antipodal, the subgraph $-G \subseteq H_i^-$ consisting of antipodes of vertices of G is isomorphic to G . As $G \subseteq H_i^+$, $-G$ and G are disjoint. Since G has Q_d as a pc-minor, $-G$ also has Q_d as a pc-minor: both those minors are obtained by contracting the same set I of Θ -classes of H ; note that $E_i \notin I$. Thus, contracting the Θ -classes from I and all other Θ -classes not crossing the Q_d except E_i , we will get an antipodal graph H' , since antipodality is preserved by contractions. Now, H' consists of two copies of Q_d separated by E_i . Take any vertex v in H' . Then there is a path from v to $-v$ first crossing all Θ -classes of the cube containing v and then E_i , to finally reach $-v$. Thus, $-v$ is adjacent to E_i and hence every vertex of H' is adjacent to E_i . Thus $H' = Q_{d+1}$, contrary to the assumption that $H \in \mathcal{F}(Q_{d+1})$. \square

4 Gated hulls of 6-cycles

In this section, we prove that in two-dimensional partial cubes the gated hull of any 6-cycle C is either C , or Q_3^- , or a maximal full subdivision of K_n .

4.1 Full subdivisions of K_n

A *full subdivision* of K_n (or *full subdivision* for short) is the graph SK_n obtained from the complete graph K_n on n vertices by subdividing each edge of K_n once; SK_n has $n + \binom{n}{2}$ vertices and $n(n-1)$ edges. The n vertices of K_n are called *original* vertices of SK_n and the new vertices are called *subdivision* vertices. Note that SK_3 is the 6-cycle C_6 . Each SK_n can be isometrically embedded into the n -cube Q_n in such a way that each original vertex u_i is encoded by the one-element set $\{i\}$ and each vertex $u_{i,j}$ subdividing the edge ij of K_n is encoded by the 2-element set $\{i, j\}$ (we call this embedding of SK_n a *standard embedding*). If we add to SK_n the vertex v_\emptyset of Q_n which corresponds to the empty set \emptyset , we will obtain the partial cube SK_n^* . Since both SK_n and SK_n^* are encoded by subsets of size ≤ 2 , those graphs have VC-dimension 2. Consequently, we obtain:

Lemma 17. *For any n , SK_n and SK_n^* are two-dimensional partial cubes.*

Example 18. Our running example M contains two isometrically embedded copies of SK_4 . In Figure 7(a)&(b) we present two isometric embeddings of SK_4 into the 4-cube Q_4 , the second one is the standard embedding of SK_4 . The original and subdivision vertices are illustrated by squares and circles, respectively. Figure 7(c) describes the completion of SK_4 to SK_4^* .

Lemma 19. *If $H = SK_n$ with $n \geq 4$ is an isometric subgraph of a partial cube G , then G admits an isometric embedding into a hypercube such that the embedding of H is standard.*

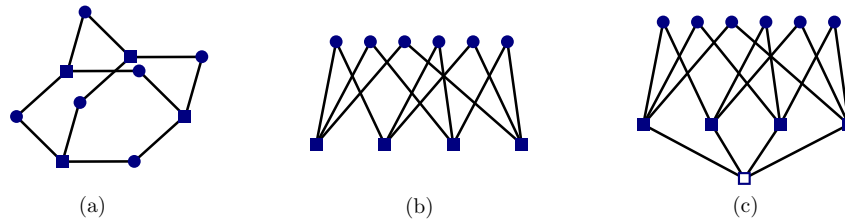


Figure 7: (a) An isometric embedding of SK_4 into Q_4 . (b) A standard embedding of SK_4 . (c) A completion of SK_4 to SK_4^* .

Proof. Pick any original vertex of H as the base point b of G and consider the standard isometric embedding φ of G into Q_m . Then $\varphi(b) = \emptyset$. In H the vertex b is adjacent to $n - 1 \geq 3$ subdivision vertices of H . Then for each of those vertices $v_i, i = 1, \dots, n - 1$, we can suppose that $\varphi(v_i) = \{i\}$. Each v_i is adjacent in H to an original vertex $u_i \neq b$. Since H contains at least three such original vertices and they have pairwise distance 2, one can easily check that the label $\varphi(u_i)$ consists of i and an element common to all such vertices, denote it by n . Finally, the label of any subdivision vertex $u_{i,j}$ adjacent to the original vertices u_i and u_j is $\{i, j\}$. Now consider an isometric embedding φ' of G defined by setting $\varphi'(v) = \varphi(v) \Delta \{n\}$ for any vertex v of G . Then φ' provides a standard embedding of H : $\varphi'(b) = \{n\}$, $\varphi'(u_i) = \{i\}$ for any original vertex u_i , and $\varphi'(v_i) = \{i, n\}$ for any subdivision vertex v_i adjacent to b and $\varphi'(u_{i,j}) = \{i, j\}$ for any other subdivision vertex $u_{i,j}$. \square

By Lemma 19, when a full subdivision $H = SK_n$ of a graph $G \in \mathcal{F}(Q_3)$ is fixed, we assume that G is isometrically embedded in a hypercube so that H is standardly embedded.

We describe next the isometric expansions of SK_n which result in two-dimensional partial cubes. An isometric expansion of a partial cube G with respect to (G^1, G^0, G^2) is called *peripheral* if at least one of the subgraphs G^1, G^2 coincides with G^0 , i.e., $G^1 \subseteq G^2$ or $G^2 \subseteq G^1$.

Lemma 20. *If G' is obtained from $G := SK_n$ with $n \geq 4$ by an isometric expansion with respect to (G^1, G^0, G^2) , then $G' \in \mathcal{F}(Q_3)$ if and only if this is a peripheral expansion and G^0 is an isometric tree of SK_n .*

Proof. The fact that an isometric expansion of SK_n , such that G^0 is an isometric tree, belongs to $\mathcal{F}(Q_3)$ follows from Proposition 15 and Lemma 17. Conversely, suppose that G' belongs to $\mathcal{F}(Q_3)$. By Proposition 15, G^0 has VC-dimension ≤ 1 and by Proposition 9 G^0 is a virtual tree. It suffices to prove that G^1 or G^2 coincides with G^0 . Indeed, since G^1 and G^2 are isometric subgraphs of SK_n , this will also imply that G^0 is an isometric tree. We distinguish two cases.

Case 1. First, let G^0 contain two original vertices u_i and u_j . Since u_i and u_j belong to G^1 and G^2 and those two subgraphs are isometric subgraphs of G , the unique common neighbor $u_{i,j}$ of u_i and u_j must belong to G^1 and G^2 , and thus to G^0 . If another original

vertex u_k belongs to G^0 , then the four vertices $u_{i,j}, u_i, u_j, u_k$ of G^0 shatter the set $\{i, j\}$, contrary to the assumption that G^0 has VC-dimension ≤ 1 (Proposition 15). This implies that each other original vertex u_k either belongs to $G^1 \setminus G^2$ or to $G^2 \setminus G^1$. If there exist original vertices u_k and u_ℓ such that u_k belongs to $G^1 \setminus G^2$ and u_ℓ belongs to $G^2 \setminus G^1$, then their unique common neighbor $u_{k,\ell}$ necessarily belongs to G^0 . But in this case the four vertices $u_{i,j}, u_i, u_j, u_{k,\ell}$ of G^0 shatter the set $\{i, j\}$. Thus we can suppose that all other original vertices u_k belong to $G^1 \setminus G^2$. Moreover, for the same reason and since G^1 is an isometric subgraph of G , any vertex $u_{k,\ell}$ with $\{k, \ell\} \neq \{i, j\}$ also belongs to $G^1 \setminus G^2$. Since G^1 is an isometric subgraph of G , for any $k \neq i, j$, the vertices $u_{i,k}, u_{j,k}$ belong to G^1 . Therefore $G^1 = G$ and $G^0 = G^2$. Since G^2 is an isometric subgraph of G and G^0 has VC-dimension ≤ 1 , G^0 is an isometric subtree of G .

Case 2. Now, suppose that G^0 contains at most one original vertex. Let A^1 be the set of original vertices belonging to $G^1 \setminus G^2$ and A^2 be the set of original vertices belonging to $G^2 \setminus G^1$. First suppose that $|A^1| \geq 2$ and $|A^2| \geq 2$, say $u_1, u_2 \in A^1$ and $u_3, u_4 \in A^2$. But then the vertices $u_{1,3}, u_{1,4}, u_{2,3}, u_{2,4}$ must belong to G^0 . Since those four vertices shatter the set $\{1, 3\}$, we obtain a contradiction that G^0 has VC-dimension ≤ 1 . Hence, one of the sets A^1 or A^2 contains at most one vertex. Suppose without loss of generality that A^1 contains at least $n - 2$ original vertices u_1, u_2, \dots, u_{n-2} . First suppose that G^1 contains all original vertices. Then since G^1 is an isometric subgraph of G , each subdivision vertex $u_{i,j}$ also belongs to G^1 . This implies that $G^1 = G$ and we are done. Thus suppose that the vertex u_n does not belong to A^1 . Since G^0 contains at most one original vertex, one of the vertices u_{n-1}, u_n , say u_n , must belong to A^2 (i.e., to $G^2 \setminus G^1$). This implies that all vertices $u_{i,n}, i = 1, \dots, n - 2$ belong to G^0 . Since $n \geq 4$ and u_n is the unique common neighbor of the vertices $u_{i,n}$ and $u_{j,n}$ with $i \neq j$ and $1 \leq i, j \leq n - 2$ and G^1 is an isometric subgraph of G , necessarily u_n must be a vertex of G^1 , contrary to our assumption that $u_n \in A^2$. This contradiction concludes the proof of the lemma. \square

Corollary 21. *If $G \in \mathcal{F}(Q_3)$ and G contains SK_n with $n \geq 4$ as a pc-minor, then G contains SK_n as a convex subgraph.*

Proof. Suppose by way of contradiction that G' is a smallest graph in $\mathcal{F}(Q_3)$ which contains SK_n as a pc-minor but does not contain SK_n as a convex subgraph. This means that any contraction of G' along a Θ -class of G' that do not cross the SK_n pc-minor, also contains this SK_n as a pc-minor. We denote the resulting graph by G . Since $G \in \mathcal{F}(Q_3)$, by minimality choice of G' , G contains SK_n as a convex subgraph, denote this subgraph by H . Now, G' is obtained from G by an isometric expansion. By Lemma 11, $H' = \psi(H)$ is a convex subgraph of G' . Since $G' \in \mathcal{F}(Q_3)$, by Lemma 20 this isometric expansion restricted to $H = SK_n$ is a peripheral expansion. This implies that the image of H under this expansion is a convex subgraph H' of G' which contains a copy of SK_n as a convex subgraph, and thus G' contains a convex copy of SK_n . \square

Lemma 22. *If $C = SK_3$ is an isometric 6-cycle of $G \in \mathcal{F}(Q_3)$, then C is convex or its convex hull is Q_3^- .*

Proof. The convex hull of C in Q_m is a 3-cube Q and $\text{conv}(C) = Q \cap V(G)$. Since G belongs to $\mathcal{F}(Q_3)$, Q cannot be included in G . Hence either $\text{conv}(C) = C$ or $\text{conv}(C) = Q_3^-$. \square

4.2 Gatedness of full subdivisions of K_n

The goal of this subsection is to prove the following result:

Proposition 23. *If $H = SK_n$ with $n \geq 4$ is a convex subgraph of $G \in \mathcal{F}(Q_3)$ and H is not included in a larger full subdivision of G , then H is a gated subgraph of G .*

Proof. The proof of Proposition 23 uses the results of previous subsection and two claims.

Claim 24. *If $H = SK_n$ with $n \geq 4$ is an isometric subgraph of $G \in \mathcal{F}(Q_3)$, then either H extends in G to SK_n^* or H is a convex subgraph of G .*

Proof. Suppose by way of contradiction that $H = SK_n$ does not extend in G to SK_n^* however H is not convex. Then there exists a vertex $v \in V(G) \setminus V(H)$ such that $v \in I(x, y)$ for two vertices $x, y \in V(H)$. First note that x and y cannot be both original vertices. Indeed, if $x = u_i$ and $y = u_j$, then in Q_m the vertices x and y have two common neighbors: the subdivision vertex $u_{i,j}$ and v_\emptyset . But v_\emptyset is adjacent in Q_m to all original vertices of H , thus it cannot belong to G because $H = SK_n$ does not extend to SK_n^* . Thus, further we can suppose that the vertex x is a subdivision vertex, say $x = u_{i,j}$. We distinguish several cases depending of the value of $d(x, y)$.

Case 1. $d(x, y) = 2$.

This implies that $y = u_{i,k}$ is also a subdivision vertex and x and y belong in H to a common isometric 6-cycle C . Since v belongs to $\text{conv}(C)$, Lemma 22 implies that v is adjacent to the third subdivision vertex $z = u_{j,k}$ of C . Hence $v = \{i, j, k\}$. Since $n \geq 4$, there exists $\ell \neq i, j, k$ such that $\{\ell\}$ is an original vertex of H and $\{i, \ell\}$, $\{j, \ell\}$, and $\{k, \ell\}$ are subdivision vertices of H . Contracting ℓ , we will obtain a forbidden Q_3 .

Case 2. $d(x, y) = 3$.

This implies that $y = u_k$ is an original vertex with $k \neq i, j$. Then again the vertices x and y belong in H to a common isometric 6-cycle C . Since v belongs to $\text{conv}(C)$, Lemma 22 implies that either v is adjacent to u_i, u_j , and u_k or to $u_{i,j}, u_{i,k}$, and $u_{j,k}$, which was covered by the Case 1.

Case 3. $d(x, y) = 4$.

This implies that $y = u_{k,\ell}$ is a subdivision vertex with $k, \ell \neq i, j$. In view of the previous cases, we can suppose that v is adjacent to x or to y , say v is adjacent to x . Let Q be the convex hull of $\{x, y\}$ in Q_m . Then Q is a 4-cube and $x = \{i, j\}$ has 4 neighbors in Q : $\{i\}$, $\{j\}$, $\{i, j, k\}$ and $\{i, j, \ell\}$. The vertices $\{i\}$, $\{j\}$ are original vertices of H . Thus suppose that v is one of the vertices $\{i, j, k\}$, $\{i, j, \ell\}$, say $v = \{i, j, k\}$. But then v is adjacent to $\{j, k\}$, which is a subdivision vertex of H and we are in the conditions of Case 1. Hence H is a convex subgraph of G . \square

Claim 25. *If $H = SK_n$ with $n \geq 4$ is a convex subgraph of $G \in \mathcal{F}(Q_3)$ and H is not included in a larger full subdivision in G , then the vertex v_\emptyset of Q_m is adjacent only to the original vertices u_1, \dots, u_n of H .*

Proof. Since H is convex, the vertex v_\emptyset of Q_m is not a vertex of G . Let $u_i = \{i\}, i = 1, \dots, n$ be the original vertices of H . Suppose that in Q_m the vertex v_\emptyset is adjacent to a vertex u of G , which is not included in H , say $u = \{n+1\}$. Since u and each u_i has in Q_m two common neighbors v_\emptyset and $u_{i,n+1} = \{i, n+1\}$ and since G is an isometric subgraph of Q_m , necessarily each vertex $u_{i,n+1}$ is a vertex of G . Consequently, the vertices of H together with the vertices $u, u_{1,n+1}, \dots, u_{n,n+1}$ define an isometric subgraph $H' = SK_{n+1}$ of Q_m . Since v_\emptyset does not belong to G , by Claim 24 H' is convex, contrary to the assumption that H is not included in a larger convex full subdivision of G . Consequently, the neighbors in G of v_\emptyset are only the original vertices u_1, \dots, u_n of H . \square

Now, we prove Proposition 23. Let $G \in \mathcal{F}(Q_3)$ be an isometric subgraph of the cube Q_m in such that the embedding of H is standard. Let Q be the convex hull of H in Q_m ; Q is a cube of dimension n and a gated subgraph of Q_m . Let v be a vertex of G and v_0 be the gate of v in Q . To prove that H is gated it suffices to show that v_0 is a vertex of H . Suppose by way of contradiction that H is not gated in G and among the vertices of G without a gate in H pick a vertex v minimizing the distance $d(v, v_0)$. Suppose that v is encoded by the set A . Then its gate v_0 in Q_m is encoded by the set $A_0 := A \cap \{1, \dots, n\}$. If $|A_0| = 1, 2$, then A_0 encodes an original or subdivided vertex of H , therefore v_0 would belong to H , contrary to the choice of v . So, $A_0 = \emptyset$ or $|A_0| > 2$.

First suppose that $A_0 = \emptyset$, i.e., $v_0 = v_\emptyset$. Since v_\emptyset is adjacent only to the original vertices of H , by Claim 25 all original vertices of H have distance $k = d(v, v_\emptyset) + 1 \geq 3$ to v . From the choice of v it follows that $I(v, u_i) \cap I(v, u_j) = \{v\}$ for any two original vertices u_i and $u_j, i \neq j$. Indeed, if $I(v, u_i) \cap I(v, u_j) \neq \{v\}$ and w is a neighbor of v in $I(v, u_i) \cap I(v, u_j)$, then $d(w, u_i) = d(w, u_j) = k - 1$. Therefore the gate w_0 of w in Q has distance at most $k - 2$ from w , yielding that $d(v, w_0) = k - 1$. This is possible only if $w_0 = v_0$. Therefore, replacing v by w we will get a vertex of G whose gate $w_0 = v_0$ in Q does not belong to H and for which $d(w, w_0) < d(v, v_0)$, contrary to the minimality in the choice of v . Thus $I(v, u_i) \cap I(v, u_j) = \{v\}$. Let $A = \{n+1, \dots, n+k-1\}$.

If $k = 3$, then v is encoded by $A = \{n+1, n+2\}$. By Claim 25, any shortest path of G from $u_i = \{i\}$ to v must be of the form $(\{i\}, \{i, \ell\}, \{\ell\}, \{n+1, n+2\})$, where $\ell \in \{n+1, n+2\}$. Since we have at least four original vertices, at least two of such shortest paths of G will pass via the same neighbor $\{n+1\}$ or $\{n+2\}$ of v , contrary to the assumption that $I(v, u_i) \cap I(v, u_j) = \{v\}$ for any u_i and $u_j, i \neq j$. If $k \geq 4$, let $G' = \pi_{n+1}(G)$ and $H' = \pi_{n+1}(H)$ be the images of G and H by contracting the edges of Q_m corresponding to the coordinate $n+1$. Then G' is an isometric subgraph of the hypercube Q_{m-1} and H' is a full subdivision isomorphic to SK_n isometrically embedded in G' . Let also v', v'_\emptyset and $u'_i, i = 1, \dots, n$, denote the images of the vertices v, v_\emptyset , and u_i of G . Then u'_1, \dots, u'_n are the original vertices of H' . Notice also that v' has distance $k-1$ to all original vertices of H' and distance $k-2$ to v'_\emptyset . Thus in G' the vertex v' does not have a gate in H' . By the minimality in the choice of v and H , either H' is not convex in G' or H' is included in a larger full subdivision of G' . If H' is not convex in G' , by Claim 24 v'_\emptyset must be a vertex of G' . Since v_\emptyset is not a vertex of G , this is possible only if the set $\{n+1\}$ corresponds to a vertex of G . But we showed in Claim 25 that the only neighbors of v_\emptyset in G are the original vertices of H . This contradiction shows that H' is a convex.

Therefore, suppose that H' is included in a larger full subdivision $H'' = SK_{n+1}$ of G' . Denote by $u'_\ell = \{\ell\}$ the original vertex of H'' different from the vertices $u'_i, i = 1, \dots, n$; hence $\ell \notin \{1, \dots, n\}$. Since u'_ℓ is a vertex of G' and in Q_m the set $\{\ell\}$ does not correspond to a vertex of G , necessarily the set $\{n+1, \ell\}$ is a vertex of G in Q_m . Therefore, we are in the conditions of the previous subcase, which was shown to be impossible. This concludes the analysis of case $A_0 = \emptyset$.

Now, suppose that $|A_0| \geq 3$ and let $A_0 = \{1, 2, 3, \dots, k\}$. This implies that the vertices u_1, u_2, u_3 are original vertices and $u_{1,2}, u_{1,3}, u_{2,3}$ are subdivision vertices of H . Since $H = SK_n$ with $n \geq 4$, H contains an original vertex u_ℓ with $\ell \geq 4$, say $\ell = 4$. But then the sets corresponding to the vertices $u_1, u_2, u_3, u_4, u_{1,2}, u_{1,3}, u_{2,3}$, and v of G shatter the set $\{1, 2, 3\}$, contrary to the assumption that $G \in \mathcal{F}(Q_3)$. This concludes the case $|A_0| \geq 3$. Consequently, for any vertex v of G the gate v_0 of v in Q belongs to H . This shows that H is a gated subgraph of G and concludes the proof of the proposition. \square

4.3 Gated hulls of 6-cycles

The goal of this subsection is to prove the following result:

Proposition 26. *If C is an induced (and thus isometric) 6-cycle of $G \in \mathcal{F}(Q_3)$, then the gated hull $\text{gate}(C)$ of C is either C , or Q_3^- , or a full subdivision.*

Proof. If C is included in a maximal full subdivision $H = SK_n$ with $n \geq 4$, by Proposition 23 H is gated. Moreover, one can directly check that any vertex of $H \setminus C$ must be included in the gated hull of C , whence $\text{gate}(C) = H$. Now suppose that C is not included in any full subdivision SK_n with $n \geq 4$. By Lemma 22, $S := \text{conv}(C)$ is either C or Q_3^- . In this case we assert that S is gated and thus $\text{gate}(C) = \text{conv}(C)$. Suppose that G is a two-dimensional partial cube of smallest size for which this is not true. Let v be a vertex of G that has no gate in S and is as close as possible to S , where $d_G(v, S) = \min\{d_G(v, z) : z \in S\}$ is the distance from v to S . Given a Θ -class E_i of G , let $G' := \pi_i(G)$, $S' := \pi_i(S)$, and $C' = \pi_i(C)$. For a vertex u of G , let $u' := \pi_i(u)$.

Since any convex subgraph of G is the intersection of halfspaces, if all Θ -classes of G cross S , then S coincides with G , contrary to the choice of G . Thus G contains Θ -classes not crossing S . First suppose that there exists a Θ -class E_i of G not crossing S such that S' is convex in G' . Since $G' \in \mathcal{F}(Q_3)$, by Lemma 22 either the 6-cycle C' is convex or its convex hull in G' is Q_3^- . Since the distance in G' between v' and any vertex of S' is either the same as the distance in G between v and the corresponding vertex of S (if E_i does not separate v from S) or is one less than the corresponding distance in G (if v and S belong to complementary halfspaces defined by E_i), S' is not gated in G' , namely the vertex v' has no gate in S' . Therefore, if $S' = Q_3^-$, then contracting all Θ -classes of G' separating S' from v' , we will get Q_3 as a pc-minor, contrary to the assumption that G and G' belong to $\mathcal{F}(Q_3)$. This implies that $S' = C'$ and thus that $S = C$. Moreover, by minimality of G , the 6-cycle C' is included in a maximal full subdivision $H' = SK_n$ of G' . By Proposition 23, H' is a gated subgraph of G' . Let w' be the gate of v' in H' (it may happen that $w' = v'$). Since C' is not gated, necessarily w' is not a vertex of

C' . For the same reason, w' is not adjacent to a vertex of C' . The graph G is obtained from G' by an isometric expansion ψ_i (inverse to π_i). By Lemma 20, ψ_i , restricted to H' , is a peripheral expansion along an isometric tree of H' . By Corollary 21, G contains an isometric subgraph isomorphic to H' . By the choice of E_i , C does not cross E_i , and this implies that in G the convex cycle C is contained in a full subdivision of K_n , contrary to the choice of C .

Now, suppose that for any Θ -class E_i of G not crossing S , S' is not convex in G' . Since C' is an isometric 6-cycle of G' , $G' \in \mathcal{F}(Q_3)$, and the 6-cycle C' is not convex in G' , by Lemma 22 we conclude that the convex hull of C' in G' is Q_3^- and this Q_3^- is different from S' . Hence $S' = C'$ and $S = C$. This implies that there exists a vertex z' of G' adjacent to three vertices z'_1, z'_2 , and z'_3 of C' . Let z_1, z_2, z_3 be the three preimages in C of the vertices z'_1, z'_2, z'_3 . Let also y, z be the preimages in the hypercube Q_m of the vertex z' . Suppose that y is adjacent to z_1, z_2, z_3 in Q_m . Since C' is the image of the convex 6-cycle of G , this implies that y is not a vertex of G while z is a vertex of G . Since G is an isometric subgraph of Q_m , G contains a vertex w_1 adjacent to z and z_1 , a vertex w_2 adjacent to z and z_2 , and a vertex w_3 adjacent to z and z_3 . Consequently, the vertices of C together with the vertices z, w_1, w_2, w_3 define a full subdivision SK_4 , contrary to our assumption that C is not included in such a subdivision. This shows that the convex hull of the 6-cycle C is gated. \square

5 Convex and gated hulls of long isometric cycles

In the previous section we described the structure of gated hulls of 6-cycles in two-dimensional partial cubes. In this section, we provide a description of convex and gated hulls of *long isometric cycles*, i.e., of isometric cycles of length ≥ 8 . We prove that convex hulls of long isometric cycles are disks, i.e., the region graphs of pseudoline arrangements. Then we show that all such disks are gated. In particular, this implies that convex long cycles in two-dimensional partial cubes are gated.

5.1 Convex hulls of long isometric cycles

A two-dimensional partial cube D is called a *pseudo-disk* if D contains an isometric cycle C such that $\text{conv}(C) = D$; C is called the *boundary* of D and is denoted by ∂D . If D is the convex hull of an isometric cycle C of G , then we say that D is a pseudo-disk of G . Admitting that K_1 and K_2 are pseudo-disks, the class of all pseudo-disks is closed under contractions. The main goal of this subsection is to prove the following result:

Proposition 27. *A graph $D \in \mathcal{F}(Q_3)$ is a pseudo-disk if and only if D is a disk. In particular, the convex hull $\text{conv}(C)$ of an isometric cycle C of any graph $G \in \mathcal{F}(Q_3)$ is an AOM of rank 2.*

Proof. The fact that disks are pseudo-disks follows from the next claim:

Claim 28. *If $D \in \mathcal{F}(Q_3)$ is a disk, then D is the convex hull of an isometric cycle C of D .*

Proof. By definition, D is the region graph of an arrangement \mathcal{A} of pseudolines. The cycle C is obtained by traversing the unbounded cells of the arrangement in circular order, i.e., $C = \partial D$. This cycle C is isometric in D because the regions corresponding to any two opposite vertices v and $-v$ of C are separated by all pseudolines of \mathcal{A} , thus $d_D(v, -v) = |\mathcal{A}|$. Moreover, $\text{conv}(C) = D$ because for any other vertex u of D , any pseudoline $\ell \in \mathcal{A}$ separates exactly one of the regions corresponding to v and $-v$ from the region corresponding to u , whence $d_D(v, u) + d_D(u, -v) = d_D(v, -v)$. \square

The remaining part of the proof is devoted to prove that any pseudo-disk is a disk. Let D be a pseudo-disk with boundary C . Let $A_D := \{v \in D : v \text{ has an antipode}\}$. As before, for a Θ -class E_i of D , by D_i^+ and D_i^- we denote the complementary halfspaces of D defined by E_i .

Claim 29. *If D is a pseudo-disk with boundary C , then $A_D = C$.*

Proof. Clearly, $C \subseteq A_D$. To prove $A_D \subseteq C$, suppose by way of contradiction that $v, -v$ are antipodal vertices of D not belonging to C . Contract the Θ -classes until v is adjacent to a vertex $u \in C$, say via an edge in class E_i (we can do this because all such classes crosses C and by Lemma 3(ii) their contraction will lead to a disk). Let $u \in D_i^+$ and $v \in D_i^-$. Since $D = \text{conv}(C)$, the Θ -class E_i crosses C . Let xy and zw be the two opposite edges of C belonging to E_i and let $x, z \in D_i^+, y, w \in D_i^-$. Let P, Q be two shortest paths in D_i^- connecting v with y and w , respectively. Since the total length of P and Q is equal to the shortest path of C from x to z passing through u , the paths P and Q intersect only in v . Extending P and Q , respectively within $D_i^- \cap C$ until $-u$, yields shortest paths P', Q' that are crossed by all Θ -classes except E_i . Therefore, both such paths can be extended to shortest $(v, -v)$ -paths by adding the edge $-u - v$ of E_i . Similarly to the case of v , there are shortest paths P'', Q'' from the vertex $-v \in D_i^+$ to the vertices $x, z \in C \cap D_i^+$. Again, P'' and Q'' intersect only in $-v$. Let E_j be any Θ -class crossing P and E_k be any Θ -class crossing Q . We assert that the set $S := \{u, v, x, y, z, w, -u, -v\}$ of vertices of D shatter $\{i, j, k\}$, i.e., that contracting all Θ -classes except E_i, E_j , and E_k yields a forbidden Q_3 . Indeed, E_i separates S into the sets $\{u, x, -v, z\}$ and $\{v, y, -u, w\}$, E_j separates S into the sets $\{x, y, -v, -u\}$ and $\{u, v, z, w\}$, and E_k separates S into the sets $\{u, v, x, y\}$ and $\{-v, -u, z, w\}$. This contradiction shows that $A_D \subseteq C$, whence $A_D = C$. \square

Claim 30. *If D is a pseudo-disk with boundary C , then D is an affine partial cube. Moreover, there exists an antipodal partial cube $D' \in \mathcal{F}(Q_4)$ containing D as a halfspace.*

Proof. First we show that D is affine. Let $u, v \in D$. Using the characterization of affine partial cubes provided by [34, Proposition 2.16] we have to show that for all vertices u, v of D one can find $w, -w \in A_D$ such that the intervals $I(w, u)$ and $I(v, -w)$ are not crossed by the same Θ -class of D . By Claim 29 this is equivalent to finding such $w, -w$ in C . Let I be the index set of all Θ -classes crossing $I(u, v)$. Without loss of generality assume that $u \in D_i^+$ (and therefore $v \in D_i^-$) for all $i \in I$. We assert that $(\bigcap_{i \in I} D_i^+) \cap C \neq \emptyset$. Then any vertex from this intersection can play the role of w .

For $i \in I$, let $C_i^+ = C \cap D_i^+$ and $C_i^- = C \cap D_i^-$; C_i^+ and C_i^- are two disjoint shortest paths of C covering all vertices of C . Viewing C as a circle, C_i^+ and C_i^- are disjoint arcs of this circle. Suppose by way of contradiction that $\bigcap_{i \in I} C_i^+ = \bigcap_{i \in I} D_i^+ \cap C = \emptyset$. By the Helly property for arcs of a circle, there exist three classes $i, j, k \in I$ such that the paths $C_i^+, C_j^+,$ and C_k^+ pairwise intersect, together cover all the vertices and edges of the cycle C , and all three have empty intersection. This implies that C is cut into 6 nonempty paths: $C_i^+ \cap C_j^+ \cap C_k^-, C_i^+ \cap C_j^- \cap C_k^-, C_i^+ \cap C_j^- \cap C_k^+, C_i^- \cap C_j^- \cap C_k^+, C_i^- \cap C_j^+ \cap C_k^+,$ and $C_i^- \cap C_j^+ \cap C_k^-$. Recall also that $u \in D_i^+ \cap D_j^+ \cap D_k^+$ and $v \in D_i^- \cap D_j^- \cap D_k^-$. But then the six paths partitioning C together with u, v will shatter the set $\{i, j, k\}$, i.e., contracting all Θ -classes except i, j, k yields a forbidden Q_3 .

Consequently, D is an affine partial cube, i.e., D is a halfspace of an antipodal partial cube G , say $D = G_i^+$ for a Θ -class E_i . Suppose that G can be contracted to the 4-cube Q_4 . If E_i is a coordinate of Q_4 (i.e., the class E_i is not contracted), since $D = G_i^+$, we obtain that D can be contracted to Q_3 , which is impossible because $D \in \mathcal{F}(Q_3)$. Therefore E_i is contracted. Since the contractions of Θ -classes commute, suppose without loss of generality that E_i was contracted last. Let G' be the partial cube obtained at the step before contracting E_i . Let D' be the isometric subgraph of G' which is the image of D under the performed contractions. Since the property of being a pseudo-disk is preserved by contractions, D' is a pseudo-disk, moreover D' is one of the two halfspaces of G' defined by the class E_i restricted to G' . Analogously, by Lemma 4 antipodality is preserved by contractions, whence G' is an antipodal partial cube such that $\pi_i(G') = Q_4$. This implies that G' was obtained from $H := Q_4$ by an isometric antipodal expansion (H^1, H^0, H^2) . Notice that one of the isometric subgraphs H^1 or H^2 of the 4-cube H , say H_1 coincides with the disk $D'' := \pi_i(D')$. Since H is antipodal, by [34, Lemma 2.14], H_0 is closed under antipodes in Q_4 and $-(H_1 \setminus H_0) = H_2 \setminus H_0$. Since H_0 is included in the isometric subgraph $H_1 = D''$ of H , H_0 is closed under antipodes also in D'' . By Claim 29 we obtain $H_0 = A_{D''} = \partial D''$. Consequently, H_0 is an isometric cycle of $H = Q_4$ that separates Q_4 in two sets of vertices. However, no isometric cycle of Q_4 separates the graph. \square

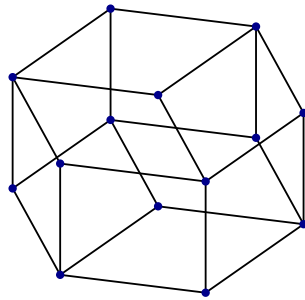


Figure 8: An OM containing Q_3^- as a halfspace.

If $D \notin \mathcal{F}(Q_3)$ is the convex hull of an isometric cycle, then D is not necessarily affine, see X_4^5 in Figure 3. On the other hand, $SK_4 \in \mathcal{F}(Q_3)$ is affine but is not a pseudo-disk. Let us introduce the distinguishing feature.

Claim 31. *If D is a pseudo-disk with boundary C , then D is a disk, i.e., the region graph of a pseudoline arrangement.*

Proof. By Claim 30 we know that D is the halfspace of an antipodal partial cube G . Suppose by contradiction that G is not an OM. By [34] G has a minor X from the family \mathcal{Q}^- . Since the members of this class are non-antipodal, to obtain X from G not only contractions but also restrictions are necessary. We perform first all contractions I to obtain a pseudo-disk $D' := \pi_I(D) \in \mathcal{F}(Q_3)$ that is a halfspace of the antipodal graph $G' := \pi_I(G)$. By the second part of Claim 30 we know that $G' \in \mathcal{F}(Q_4)$. Now, since G' contains X as a proper convex subgraph, by Lemma 16 we get $X \in \mathcal{F}(Q_3)$. Since SK_4 is the only member of the class \mathcal{Q}^- containing SK_4 as a convex subgraph, by Proposition 5, we obtain $X = SK_4$. Assume minimality in this setting, in the sense that any further contraction destroys all copies of X present in D' . We distinguish two cases.

First, suppose that there exists a copy of X which is a convex subgraph of D' . Let $n \geq 4$ be maximal such that there is a convex $H = SK_n$ in D' extending a convex copy of X . By Proposition 23, H is gated. If $H \neq D'$, there exists a Θ -class E_i of D' not crossing H . Contracting E_i , by Lemma 3(iii) we will obtain a gated full subdivision $\pi_i(H) = SK_n$ contrary to the minimality in the choice of D' . Therefore $D' = H = SK_n$, but it is easy to see that all $SK_n, n \geq 4$, are not pseudo-disks, a contradiction.

Now, suppose that no copy of X is a convex subgraph of D' . Since G' contains X as a convex subgraph, D' is a halfspace of G' (say $D' = (G')_i^+$) defined by a Θ -class E_i , and G' is an antipodal partial cube, we conclude that E_i crosses all convex copies H of $X = SK_4$. Then E_i partitions H into a 6-cycle C and a $K_{1,3}$ such that all edges between them belong to E_i . The antipodality map of G' maps the vertices of $(G')_i^+$ to vertices of $(G')_i^-$ and vice-versa. Therefore in D' there must be a copy of $K_{1,3}$ and a copy of $C = C_6$, and both such copies belong to the boundary $\partial(G')_i^+$. The antipodality map is also edge-preserving. Therefore, it maps edges of E_i to edges of E_i and vertices of $(G')_i^+ \setminus \partial(G')_i^+$ to vertices of $(G')_i^- \setminus \partial(G')_i^-$. Consequently, all vertices of $\partial(G')_i^-$ have antipodes in the pseudo-disk $D' = (G')_i^+$ and their antipodes also belong to $\partial(G')_i^+$. This and Claim 29 imply that $\partial(G')_i^+ \subset A_{D'} = \partial D'$. Therefore the isometric cycle $\partial D'$ contains an isometric copy of C_6 , whence $\partial D' = C_6$. Since $\partial D'$ also contains the leaves of a $K_{1,3}$ we conclude that the pseudo-disk D' coincides with Q_3^- . However, the only antipodal partial cube containing Q_3^- as a halfspace is depicted in Figure 8 and it is an OM, leading to a contradiction. \square

Note that Claim 31 generalizes Lemma 22. Together with Claim 28 it yields that pseudo-disks are disks, i.e., tope graphs of AOMs of rank two, concluding the proof of Proposition 27. \square

5.2 Gated hulls of long isometric cycles

By Proposition 27 disks and pseudo-disks are the same, therefore, from now on we use the name “disk” for both. We continue by showing that in two-dimensional partial cubes all disks with boundary of length > 6 are gated.

Proposition 32. *If D is a disk of $G \in \mathcal{F}(Q_3)$ and $|\partial D| > 6$, then D is a gated subgraph of G . In particular, convex long cycles of G are gated.*

Proof. Let G be a minimal two-dimensional partial cube in which the assertion does not hold. Let D be a non-gated disk of G whose boundary $C := \partial D$ is a long isometric cycle. Let v be a vertex of G that has no gate in D and is as close as possible to D , where $d_G(v, D) = \min\{d_G(v, z) : z \in D\}$. We use some notations from the proof of [18, Proposition 1]. Let $P_v := \{x \in D : d_G(v, x) = d_G(v, D)\}$ be the *metric projection* of v to D . Let also $R_v := \{x \in D : I(v, x) \cap D = \{x\}\}$. Since D is not gated, R_v contains at least two vertices. Obviously, $P_v \subseteq R_v$ and the vertices of R_v are pairwise nonadjacent. We denote the vertices of P_v by x_1, \dots, x_k . For any $x_i \in P_v$, let v_i be a neighbor of v on a shortest (v, x_i) -path. By the choice of v , each v_i has a gate in D . By the definition of P_v , x_i is the gate of v_i in D . This implies that the vertices v_1, \dots, v_k are pairwise distinct. Moreover, since x_i is the gate of v_i in D , for any two distinct vertices $x_i, x_j \in P_v$, we have $d_G(v_i, x_i) + d_G(x_i, x_j) = d_G(v_i, x_j) \leq 2 + d_G(v_j, x_j)$. Since $d_G(x_i, v_i) = d_G(x_j, v_j)$, necessarily $d_G(x_i, x_j) = 2$.

We assert that any three distinct vertices $x_j, x_k, x_\ell \in P_v$ do not have a common neighbor. Suppose by way of contradiction that there exists a vertex x adjacent to x_j, x_k, x_ℓ . Then x belongs to D by convexity of D and $x_j, x_k, x_\ell \in I(x, v)$ since $x_j, x_k, x_\ell \in P_v$. Let E_j be the Θ -class of the edge $v_j v$ and let C_k be the cycle of G defined by a (v, x_j) -shortest path P passing via v_j , the 2-path (x_j, x, x_k) , and a shortest (x_k, v) -path Q passing via v_k . Then E_j must contain another edge of C_k . Necessarily this cannot be an edge of P . Since v is a closest vertex to D without a gate, this edge cannot be an edge of Q . Since $x_j \in I(x, v)$, this edge is not xx_j . Therefore the second edge of E_j in C_k is the edge xx_k . This implies that v and x_k belong to the same halfspace defined by E_j , say G_j^+ , and v_j and x belong to its complement G_j^- . Using an analogously defined cycle C_ℓ , one can show that the edge xx_ℓ also belong to E_j , whence the vertices x_k and x_ℓ belong to the same halfspace G_j^+ . Since $x \in I(x_k, x_\ell)$ and $x \in G_j^-$, we obtain a contradiction with convexity of G_j^+ . Therefore, if $x_j, x_k, x_\ell \in P_v$, then $\text{conv}(x_j, x_k, x_\ell)$ is an isometric 6-cycle of D . In particular, this implies that each of the intervals $I(x_j, x_k), I(x_k, x_\ell), I(x_j, x_\ell)$ consists of a single shortest path.

Next we show that $|P_v| \leq 3$. Suppose by way of contradiction that $|P_v| \geq 4$ and pick the vertices $x_1, x_2, x_3, x_4 \in P_v$. Let H be the subgraph of D induced by the union of the intervals $I(x_j, x_k)$, with $j, k \in \{1, 2, 3, 4\}$. Since these intervals are 2-paths intersecting only in common end-vertices, H is isomorphic to SK_4 with x_1, x_2, x_3, x_4 as original vertices. Since D is a two-dimensional partial cube, one can directly check that H is an isometric subgraph of D . Since the intervals $I(x_j, x_k)$ are interiorly disjoint paths, $H = SK_4$ cannot be extended to SK_4^* . By Claim 24, $H = SK_4$ is a convex subgraph of D . Since D is an AOM of rank 2 and thus a COM of rank 2, by Proposition 5, D cannot contain SK_4 as a pc-minor. This contradiction shows that $|P_v| \leq 3$.

Let $S := \text{conv}(P_v)$. Since $|P_v| \leq 3$ and $d_G(x_j, x_k) = 2$ for any two vertices x_j, x_k of P_v , there exists at most three Θ -classes crossing S . Since the length of the isometric cycle C is at least 8, there exists a Θ -class E_i crossing C (and D) and not crossing S . We assert that v and the vertices of P_v belong to the same halfspace defined by E_i . Indeed, if E_i

separates v from S , then for any j , E_i has an edge on any shortest (v_j, x_j) -path. This contradicts the fact that x_j is the gate of v_j in D . Consequently, v and the set S belong to the same halfspace defined by E_i . Consider the graphs $G' := \pi_i(G)$, $D' := \pi_i(D)$ and the cycle $C' := \pi_i(C)$. By Lemma 3(i), D' is a disk with boundary C' (and thus an AOM) of the two-dimensional partial cube G' . Notice that the distance in G' between v' and the vertices x'_j of P_v is the same as the distance between v and x_j in G and that the distance between v' and the images of vertices of $R_v \setminus P_v$ may eventually decrease by 1. This implies that D' is not gated. By minimality of G , this is possible only if C' is a 6-cycle. In this case, by Proposition 26, we conclude that D' is included in a maximal full subdivision $H' = SK_n$, which is a gated subgraph of G' . The graph G is obtained from G' by an isometric expansion ψ_i (inverse to π_i). By Lemma 20, ψ_i , restricted to H' , is a peripheral expansion along an isometric tree of H' . This implies that in G the convex AOM D is contained in a full subdivision of K_n , contrary to the assumption that D is the convex hull of the isometric cycle C of length at least 8. \square

Summarizing Propositions 26, 27, and 32, we obtain the following results:

Theorem 33. *Let G be a two-dimensional partial cube and C be an isometric cycle of G . If $C = C_6$, then the gated hull of C is either C , Q_3^- , or a maximal full subdivision. If otherwise C is long, then $\text{conv}(C)$ is a gated disk.*

Corollary 34. *Maximal full subdivisions, convex disks with long cycles as boundaries (in particular, long convex cycles) are gated subgraphs in two-dimensional partial cubes.*

6 Completion to ample partial cubes

In this section, we prove that any partial cube G of VC-dimension 2 can be completed to an ample partial cube G^\top of VC-dimension 2. We perform this completion in two steps. First, we canonically extend G to a partial cube $G^\top \in \mathcal{F}(Q_3)$ not containing convex full subdivisions. The resulting graph G^\top is a COM of rank 2: its cells are the gated cycles of G and the 4-cycles created by extensions of full subdivisions. Second, we transform G^\top into an ample partial cube $(G^\top)^\Gamma \in \mathcal{F}(Q_3)$ by filling each gated cycle C of length ≥ 6 of G (and of G^\top) by a planar tiling with squares. Here is the main result of this section and one of the main results of the paper:

Theorem 35. *Any $G \in \mathcal{F}(Q_3)$ can be completed to an ample partial cube $G^\top := (G^\top)^\Gamma \in \mathcal{F}(Q_3)$.*

6.1 Canonical completion to two-dimensional COMs

The *1-extension* graph of a partial cube $G \in \mathcal{F}(Q_3)$ of Q_m is a subgraph G' of Q_m obtained by taking a maximal by inclusion convex full subdivision $H = SK_n$ of G such that H is standardly embedded in Q_m and adding to G the vertex v_\emptyset .

Lemma 36. *If G' is the 1-extension of $G \in \mathcal{F}(Q_3)$ and G' is obtained with respect to the maximal by inclusion convex full subdivision $H = SK_n$ of G , then $G' \in \mathcal{F}(Q_3)$ and G is an isometric subgraph of G' . Moreover, any convex full subdivision SK_r with $r \geq 3$ of G' is a convex full subdivision of G and any convex cycle of length ≥ 6 of G' is a convex cycle of G .*

Proof. Let G be an isometric subgraph of Q_m . To show that G' is an isometric subgraph of Q_m it suffices to show that any vertex v of G can be connected in G' with v_\emptyset by a shortest path. By Proposition 23 H is a gated subgraph of G and the gate v_0 of v in $Q = \text{conv}(H)$ belongs to H . This means that if v is encoded by the set A and v_0 is encoded by the set $A_0 = A \cap \{1, \dots, n\}$, then either $A_0 = \{i\}$ or $A_0 = \{i, j\}$ for an original vertex u_i or a subdivision vertex $u_{i,j}$. This means that $d(v, v_0) = d(v, u_i) = |A| - 1$ in the first case and $d(v, v_0) = d(v, u_{i,j}) = |A| - 2$ in the second case. Since $d(v, v_\emptyset) = |A|$, we obtain a shortest (v, v_\emptyset) -path in G' first going from v to v_0 and then from v_0 to v_\emptyset via an edge or a path of length 2 of H . This establishes that G' is an isometric subgraph of Q_m . Since any two neighbors of v_\emptyset in H have distance 2 in G and v_\emptyset is adjacent in G only to the original vertices of H , we also conclude that G is an isometric subgraph of G' .

Now we will show that G' belongs to $\mathcal{F}(Q_3)$. Suppose by way of contradiction that the sets corresponding to some set S of 8 vertices of G' shatter the set $\{i, j, k\}$. Since $G \in \mathcal{F}(Q_3)$, one of the vertices of S is the vertex v_\emptyset : namely, v_\emptyset is the vertex whose trace on $\{i, j, k\}$ is \emptyset . Thus the sets corresponding to the remaining 7 vertices of S contain at least one of the elements i, j, k . Now, since $H = SK_n$ with $n \geq 4$, necessarily there exists an original vertex u_ℓ of H with $\ell \notin \{i, j, k\}$. Clearly, u_ℓ is not a vertex of S . Since the trace of $\{\ell\}$ on $\{i, j, k\}$ is \emptyset , replacing in S the vertex v_\emptyset by u_ℓ we will obtain a set of 8 vertices of G still shattering the set $\{i, j, k\}$, contrary to $G \in \mathcal{F}(Q_3)$.

It remains to show that any convex full subdivision of G' is a convex full subdivision of G . Suppose by way of contradiction that $H' = SK_r$, $r \geq 3$, is a convex full subdivision of G' containing the vertex v_\emptyset . By Claim 25, in G' v_\emptyset is adjacent only to the original vertices of H . Hence, if v_\emptyset is an original vertex of H' then at least two original vertices of H are subdivision vertices of H' and if v_\emptyset is a subdivision vertex of H' then the two original vertices of H' adjacent to v_\emptyset are original vertices of H . In both cases, denote those two original vertices of H by $x = u_i$ and $y = u_j$. Since H' is convex and $u_{i,j}$ is adjacent to u_i and u_j , $u_{i,j}$ must belong to H' . But this implies that H' contains the 4-cycle $(x = u_i, v_\emptyset, y = u_j, u_{i,j})$, which is impossible in a convex full subdivision. In a similar way, using Claim 25, one can show that any convex cycle of length ≥ 6 of G' is a convex cycle of G . \square

Now, suppose that we consequently perform the operation of 1-extension to all gated full subdivisions and to the occurring intermediate partial cubes. By Lemma 36 all such isometric subgraphs of Q_m have VC-dimension 2 and all occurring convex full subdivisions are already convex full subdivisions of G . After a finite number of 1-extension steps (by the Sauer-Shelah-Perles lemma, after at most $\binom{m}{\leq 2}$ 1-extensions), we will get an isometric subgraph G^\top of Q_m such that $G^\top \in \mathcal{F}(Q_3)$, G is an isometric subgraph of G^\top , and all

maximal full subdivisions SK_n of G^\top are included in SK_n^* . We call G^\top the *canonical 1-completion* of G . We summarize this result in the following proposition:

Proposition 37. *If $G \in \mathcal{F}(Q_3)$ is an isometric subgraph of the hypercube Q_m , then after at most $\binom{m}{\leq 2}$ 1-extension steps, G can be canonically completed to a two-dimensional COM G^\top and G is an isometric subgraph of G^\top .*

Proof. To prove that G^\top is a two-dimensional COM, by second assertion of Proposition 5 we have to prove that G^\top belongs to $\mathcal{F}(Q_3, SK_4) = \mathcal{F}(Q_3) \cap \mathcal{F}(SK_4)$. The fact that G^\top belongs to $\mathcal{F}(Q_3)$ follows from Lemma 36. Suppose now that G^\top contains SK_4 as a pc-minor. By Corollary 21, G^\top contains a convex subgraph H isomorphic to SK_4 . Then H extends in G^\top to a maximal by inclusion SK_n , which we denote by H' . Since $G^\top \in \mathcal{F}(Q_3)$ and H does not extend to SK_4^* , H' does not extend to SK_n^* either. By Claim 24 and Proposition 23 applied to G^\top , we conclude that H' is a convex and thus gated subgraph of G^\top . Applying the second assertion of Lemma 36 (in the reverse order) to all pairs of graphs occurring in the construction transforming G to G^\top , we conclude that H' is a convex and thus gated full subdivision of G . But this is impossible because all maximal full subdivisions SK_n of G^\top are included in SK_n^* . This shows that G^\top belongs to $\mathcal{F}(SK_4)$, thus G^\top is a two-dimensional COM. That G is isometrically embedded in G^\top follows from Lemma 36 and the fact that if G is an isometric subgraph of G' and G' is an isometric subgraph of G'' , then G is an isometric subgraph of G'' . \square

6.2 Completion to ample two-dimensional partial cubes

Let $G \in \mathcal{F}(Q_3)$, let C be a gated cycle of G , and let E_j a Θ -class crossing C . Set $C := (v_1, v_2, \dots, v_{2k})$, where the edges $v_{2k}v_1$ and v_kv_{k+1} are in E_j . The graph G_{C,E_j} is defined by adding a path on vertices $v_{2k} = v'_1, \dots, v'_k = v_{k+1}$ and edges $v_iv'_i$ for all $2 \leq i \leq k-1$. Let $C' = (v'_1, \dots, v'_k, v_{k+2}, \dots, v_{2k-1})$. Then we recursively apply the same construction to the cycle C' and we call the resulting graph a *cycle completion* of G along a gated cycle C ; see Figure 9 for an illustration. Proposition 38 establishes the basic properties of this construction, in particular it shows that the cycle completion along a gated cycle is well defined.

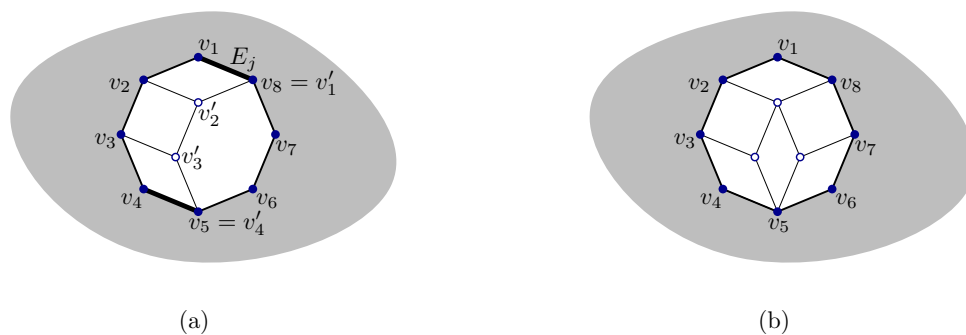


Figure 9: (a) G_{C,E_j} is obtained by adding the white vertices to a graph G with a gated cycle $C = (v_1, v_2, \dots, v_8)$. (b) A cycle completion of G along the cycle $C = (v_1, v_2, \dots, v_8)$.

Proposition 38. *Let G be a partial cube, C a gated cycle of G , and E_j a Θ -class crossing C .*

- (1) G_{C,E_j} is a partial cube and G is an isometric subgraph of G_{C,E_j} ,
- (2) $C' = (v'_1, \dots, v'_k, v_{k+2}, \dots, v_{2k-1})$ is a gated cycle,
- (3) If $G \in \mathcal{F}(Q_3)$, then so is G_{C,E_j} ,
- (4) If G contains no convex SK_n , then neither does G_{C,E_j} .

Proof. To prove ((1)), notice that the Θ -classes of G extend to G_{C,E_j} in a natural way, i.e., edges of the form $v_i v'_i$ for all $2 \leq i \leq k-1$ belong to E_j , while an edge $v'_i v'_{i+1}$ belongs to the Θ -class of the edge $v_i v_{i+1}$ for all $1 \leq i \leq k-1$. Clearly, among the old vertices distances have not changed and the new vertices are embedded as an isometric path. If $w \in C$ and $u \in C'$ is a new vertex, then it is easy to see that there is a shortest path using each Θ -class at most once. In fact, since w is at distance at most one from C' it has a gate in C' , i.e., the path only uses E_j . Finally, let v be an old vertex of $G \setminus C$, w be its gate in C , and u be a new vertex, i.e., $u \in G_{C,E_j} \setminus G$. Let P be a path from v to u that is a concatenation of a shortest (v, w) -path P_1 and a shortest (w, u) -path P_2 . Since C is gated and all Θ -classes crossing P_2 also cross C , the Θ -classes of G crossing P_1 and the Θ -classes crossing P_2 are distinct. Since P_1 and P_2 are shortest paths, the Θ -classes in each of two groups are also pairwise different. Consequently, P is a shortest (v, u) -path and thus G_{C,E_j} is a partial cube. Finally, G is an isometric subgraph of G_{C,E_j} by construction.

To prove ((2)), let $v \in G \setminus C'$. If $v \in G \setminus C$, let w be its gate in C . Thus there is a shortest (v, w) -path which does not cross the Θ -classes crossing C . Suppose that $w \notin C'$, otherwise we are done. Then there exists a vertex w' such that the edge ww' belongs to E_j . Since E_j crosses C and not C' , w' is the gate of v in C' . If $v \in C \setminus C'$, using the previous argument, there exists an edge vv' belonging to E_j and we conclude that v' is the gate of v in C' .

To prove ((3)), suppose by way of contradiction that G_{C,E_j} has a Q_3 as a pc-minor. Then there exists a sequence s of restrictions ρ_s and contractions π_s such that $s(G) = Q_3$. Recall that restrictions and contractions commute in partial cube [18]. Hence, we get a graph $G' = \pi_s(G)$ which contains a convex Q_3 . Thus, this pc-minor Q_3 can be obtained by contractions. Clearly, E_j must be among the uncontracted classes, because $\pi_j(G_{C,E_j}) = \pi_j(G)$. Furthermore, if only one other Θ -class of C is not contracted in G_{C,E_j} , then contraction will identify all new vertices with (contraction) images of old vertices and again by the assumption $G \in \mathcal{F}(Q_3)$ we get a contradiction. Thus, the three classes that constitute the copy of Q_3 are E_j and two other classes say E'_j, E''_j of C . Thus, the augmented C yields a Q_3^- in the contraction of G_{C,E_j} , but the last vertex of the Q_3 comes from a part of G . In other words, there is a vertex $v \in G$, such that all shortest paths from v to C cross E_j, E'_j , or E''_j . This contradicts that C was gated, establishing that $G_{C,E_j} \in \mathcal{F}(Q_3)$.

To prove ((4)), suppose by way of contradiction that G_{C,E_j} contains a convex SK_n . Since SK_n has no 4-cycles nor vertices of degree one, the restrictions leading to SK_n must either include E_j or the class of the edge v_1v_2 or $v_{2k-1}v_{2k}$. The only way to restrict here in order to obtain a graph that is not a convex subgraph of G is restricting to the side of E_j , that contains the new vertices. But the obtained graph cannot use new vertices in a convex copy of SK_n because they form a path of vertices of degree two, which does not exist in a SK_n . Thus G_{C,E_j} does not contain a convex SK_n . \square

Propositions 37 and 38 allow us to prove Theorem 35. Namely, applying Proposition 37 to a graph $G \in \mathcal{F}(Q_3)$, we obtain a two-dimensional COM G^\top , i.e. a graph $G^\top \in \mathcal{F}(Q_3, SK_4)$. Then, we recursively apply the cycle completion along gated cycles to the graph G^\top and to the graphs resulting from G^\top . By Proposition 38 ((3)), ((4)), all intermediate graphs belong to $\mathcal{F}(Q_3, SK_4)$, i.e. they are two-dimensional COMs. This explain why we can recursively apply the cycle completion construction cycle-by-cycle. Since this construction does not increase the VC-dimension, by Sauer-Shelah lemma after a finite number of steps, we will get a graph $(G^\top)^\top \in \mathcal{F}(Q_3, SK_4)$ in which all convex cycles must be gated (by Propositions 26 and 32) and must have length 4. This implies that $(G^\top)^\top \in \mathcal{F}(C_6)$. Consequently, $(G^\top)^\top \in \mathcal{F}(Q_3, C_6)$ and by Proposition 5 the final graph $G^\top = (G^\top)^\top$ is a two-dimensional ample partial cube. This completes the proof of Theorem 35. For an illustration, see Figure 10.

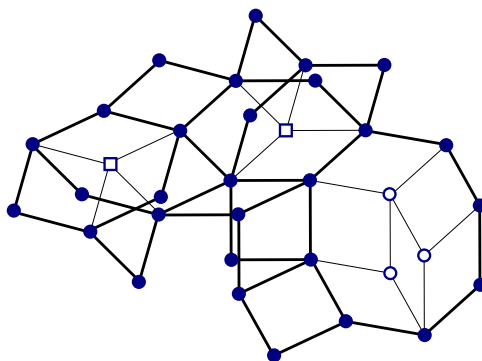


Figure 10: An ample completion M^\top of the running example M .

Remark 39. One can generalize the construction in Proposition 38 by replacing a gated cycle C by a gated AOM that is the convex hull of C , such that all its convex cycles are gated. In a sense, this construction captures the set of all possible extensions of the graph G .

7 Cells and carriers

This section uses concepts and techniques developed for COMs [6] and for hypercellular graphs [18]. Let $\mathcal{C}(G)$ denote the set of all convex cycles of a partial cube G and let $\mathbf{C}(G)$ be the 2-dimensional cell complex whose 2-cells are obtained by replacing each

convex cycle C of length $2j$ of G by a regular Euclidean polygon $[C]$ with $2j$ sides. It was shown in [33] that the set $\mathcal{C}(G)$ of convex cycles of any partial cube G constitute a basis of cycles. This result was extended in [18, Lemma 13] where it has been shown that the 2-dimensional cell complex $\mathbf{C}(G)$ of any partial cube G is simply connected. Recall that a cell complex \mathbf{X} is *simply connected* if it is connected and if every continuous map of the 1-dimensional sphere S^1 into \mathbf{X} can be extended to a continuous mapping of the (topological) disk D^2 with boundary S^1 into \mathbf{X} .

Let G be a partial cube. For a Θ -class E_i of G , we denote by $N(E_i)$ the *carrier* of E_i in $\mathbf{C}(G)$, i.e., the subgraph of G induced by the union of all cells of $\mathbf{C}(G)$ crossed by E_i . The carrier $N(E_i)$ of G splits into its positive and negative parts $N^+(E_i) := N(E_i) \cap G_i^+$ and $N^-(E_i) := N(E_i) \cap G_i^-$, which we call *half-carriers*. Finally, call $G_i^+ \cup N^-(E_i)$ and $G_i^- \cup N^+(E_i)$ the *extended halfspaces* of E_i . By Djoković's Theorem 1, halfspaces of partial cubes G are convex subgraphs and therefore are isometrically embedded in G . However, this is no longer true for carriers, half-carriers, and extended halfspaces of all partial cubes. However this is the case for two-dimensional partial cubes:

Proposition 40. *If $G \in \mathcal{F}(Q_3)$ and E_i is a Θ -class of G , then the carrier $N(E_i)$, its halves $N^+(E_i), N^-(E_i)$, and the extended halfspaces $G_i^+ \cup N^-(E_i), G_i^- \cup N^+(E_i)$ are isometric subgraphs of G , and thus belong to $\mathcal{F}(Q_3)$.*

Proof. Since the class $\mathcal{F}(Q_3)$ is closed under taking isometric subgraphs, it suffices to show that each of the mentioned subgraphs is an isometric subgraph of G . The following claim reduces the isometricity of carriers and extended halfspaces to isometricity of half-carriers:

Claim 41. *Carriers and extended halfspaces of a partial cube G are isometric subgraphs of G if and only if half-carriers are isometric subgraphs of G .*

Proof. One direction is implied by the equality $N^+(E_i) := N(E_i) \cap G_i^+$ and the general fact that the intersection of a convex subgraph and an isometric subgraph of G is an isometric subgraph of G . Conversely, suppose that $N^+(E_i)$ and $N^-(E_i)$ are isometric subgraphs of G and we want to prove that the carrier $N(E_i)$ is isometric (the proof for $G_i^+ \cup N^-(E_i)$ and $G_i^- \cup N^+(E_i)$ is similar). Pick any two vertices $u, v \in N(E_i)$. If u and v belong to the same half-carrier, say $N^+(E_i)$, then they are connected in $N^+(E_i)$ by a shortest path and we are done. Now, let $u \in N^+(E_i)$ and $v \in N^-(E_i)$. Let P be any shortest (u, v) -path of G . Then necessarily P contains an edge u', v' with $u' \in \partial G_i^+ \subseteq N^+(E_i)$ and $v' \in \partial G_i^- \subseteq N^-(E_i)$. Then u, u' can be connected in $N^+(E_i)$ by a shortest path P' and v, v' can be connected in $N^-(E_i)$ by a shortest path P'' . The path P' , followed by the edge $u'v'$, and by the path P'' is a shortest (u, v) -path included in $N(E_i)$. \square

By Claim 41 it suffices to show that the half-carriers $N^+(E_i)$ and $N^-(E_i)$ of a two-dimensional partial cube G are isometric subgraphs of G . By Proposition 37, G is an isometric subgraph of its canonical COM-extension G^\sqsupset . Moreover from the construction of G^\sqsupset it follows that the carrier $N(E_i)$ and its half-carriers $N^+(E_i)$ and $N^-(E_i)$ are subgraphs of the carrier $N^\sqsupset(E_i)$ and its half-carriers $N^{\sqsupset+}(E_i), N^{\sqsupset-}(E_i)$ in the graph G^\sqsupset . By [6, Proposition 6], carriers and their halves of COMs are also COMs. Consequently, $N^{\sqsupset+}(E_i)$

and $N^{\neg-}(E_i)$ are isometric subgraphs of G^{\neg} . Since the graph G^{\neg} is obtained from G via a sequence of 1-extensions, it easily follows that any shortest path $P \subset N^{\neg+}(E_i)$ between two vertices of $N^+(E_i)$ can be replaced by a path P' of the same length lying entirely in $N^+(E_i)$. Therefore $N^+(E_i)$ is an isometric subgraph of the partial cube $N^{\neg+}(E_i)$, thus the half-carrier $N^+(E_i)$ is also an isometric subgraph of G . \square

A partial cube $G = (V, E)$ is a *2d-amalgam* of two-dimensional partial cubes $G_1 = (V_1, E_1), G_2 = (V_2, E_2)$ both isometrically embedded in the cube Q_m if the following conditions are satisfied:

- (1) $V = V_1 \cup V_2, E = E_1 \cup E_2$ and $V_2 \setminus V_1, V_1 \setminus V_2, V_1 \cap V_2 \neq \emptyset$;
- (2) the subgraph G_{12} of Q_m induced by $V_1 \cap V_2$ is a two-dimensional partial cube and each maximal full subdivision SK_n of G_{12} is maximal in G ;
- (3) G is a partial cube.

As a last ingredient for the next proposition we need a general statement about COMs.

Lemma 42. *If G is a COM and the cube Q_d is a pc-minor of G , then there is an antipodal subgraph H of G that has Q_d as a pc-minor.*

Proof. By [34, Lemma 6.2.], if H is an antipodal subgraph of a COM G and G' is an expansion of G , then the expansion H' of H in G' is either antipodal as well or is peripheral, where the latter implies that H' contains H as a convex subgraph. In either case G' contains an antipodal subgraph, that has H as minor. Since Q_d is antipodal, considering a sequence of expansions from $Q_d = G_0, \dots, G_k = G$ every graph at an intermediate step contains an antipodal subgraph having Q_d as a minor. \square

Proposition 43. *Two-dimensional partial cubes are obtained via successive 2d-amalgamations from their gated cycles and gated full subdivisions. Conversely, the 2d-amalgam of two-dimensional partial cubes $G_1 = (V_1, E_1)$ and $G_2 = (V_2, E_2)$ of Q_m is a two-dimensional partial cube of Q_m in which every gated cycle or gated full subdivision belongs to at least one of the two constituents.*

Proof. Let $G = (V, E)$ be a two-dimensional partial cube which is not a single cell. We can suppose that G is 2-connected, otherwise we can do an amalgam along an articulation vertex. We assert that G contains two gated cells intersecting in an edge. Since the intersection of two gated sets is gated and any cell does not contain any proper gated subgraph except vertices and edges, the intersection of any two cells of G is either empty, a vertex, or an edge. If the last case never occur, since any convex cycle of G is included in a single cell, any cycle of G containing edges of several cells (such a cycle exists because G is 2-connected) cannot be written as a modulo 2 sum of convex cycles. This contradicts the result of [33] that the set of convex cycles of any partial cube G constitute a basis of cycles. Pick two gated cells C_1 and C_2 intersecting in an edge e . Let E_i be a Θ -class crossing C_1 and not containing e . Since C_2 is gated, C_2 is contained in one of the halfspaces

G_i^+ or G_i^- , say $C_2 \subseteq G_i^+$. Notice also that C_2 is not included in the carrier $N(E_i)$. Set $G_1 := G_i^- \cup N^+(E_i)$ and $G_2 := G_i^+$. By Proposition 40, G_1, G_2 , and $G_1 \cap G_2 = N^+(E_i)$ are two-dimensional partial cubes, thus G is a 2d-amalgam of G_1 and G_2 . Conversely, suppose that a partial cube G is a 2d-amalgam of two-dimensional partial cubes G_1 and G_2 . Consider the canonical COM completions G_1^\top and G_2^\top of G_1 and G_2 , which are in $\mathcal{F}(Q_3)$ by the Lemma 36. Then $G_1^\top \cap G_2^\top$ coincides with G_{12}^\top . Therefore, by [6, Proposition 7] this provides a COM G' , which is a COM amalgam of G_1^\top and G_2^\top along G_{12}^\top without creating new antipodal subgraphs. Using the Lemma 42, we deduce that $G' \in \mathcal{F}(Q_3)$. Since the graph G is isometrically embedded in G' , $G \in \mathcal{F}(Q_3)$, which concludes the proof. \square

The 2-dimensional cell complex $\mathbf{C}(G)$ of a partial cube G is simply connected but not contractible even if G is two-dimensional. However, for a two-dimensional partial cube G there is a simple remedy: one can consider the (*combinatorial*) *cell complex* having gated cycles and gated full subdivisions of G as cells. However, since full subdivisions cannot be directly represented by Euclidean cells, this complex does not have a direct geometric meaning. One possibility is to replace each gated full subdivision SK_n by a regular Euclidean simplex with sides of length 2 and each gated cycle by a regular Euclidean polygon. Denote the resulting polyhedral complex by $\mathbf{X}(G)$. Notice that two cells of $\mathbf{X}(G)$ can intersect in an edge of a polygonal cell or in a half-edge of a simplex. This way, with each two-dimensional partial cube G we associate a polyhedral complex $\mathbf{X}(G)$ which may have cells of arbitrary dimensions. Alternatively, one can associate to G the cell complex $\mathbf{C}(G^\top)$ of the canonical COM completion G^\top of G . Recall that in $\mathbf{C}(G^\top)$, each gated cycle of G is replaced by a regular Euclidean polygon and each gated full subdivision SK_n of G is extended in G^\top to SK_n^* and this correspond to a bouquet of squares in $\mathbf{C}(G^\top)$. Thus $\mathbf{C}(G^\top)$ is a 2-dimensional cell complex.

Corollary 44. *If $G \in \mathcal{F}(Q_3)$, then the complexes $\mathbf{X}(G)$ and $\mathbf{C}(G^\top)$ are contractible.*

Proof. That $\mathbf{C}(G^\top)$ is contractible follows from the fact that G^\top is a two-dimensional COM (Proposition 37) and that the cell complexes of COMs are contractible (Proposition 15 of [6]). The proof that $\mathbf{X}(G)$ is contractible uses the same arguments as the proof of [6, Proposition 15]. We prove the contractibility of $\mathbf{X}(G)$ by induction on the number of maximal cells of $\mathbf{X}(G)$ by using the gluing lemma [9, Lemma 10.3] and Proposition 40. By the gluing lemma, if \mathbf{X} is a cell complex which is the union of two contractible cell complexes \mathbf{X}_1 and \mathbf{X}_2 such that their intersection $\mathbf{X}_1 \cap \mathbf{X}_2$ is contractible, then \mathbf{X} is contractible. If $\mathbf{X}(G)$ consists of a single maximal cell, then this cell is either a polygon or a simplex, thus is contractible. If $\mathbf{X}(G)$ contains at least two cells, then by the first assertion of Proposition 43 G is a 2d-amalgam of two-dimensional partial cubes G_1 and G_2 along a two-dimensional partial cube G_{12} . By induction assumption, the complexes $\mathbf{X}(G_1)$, $\mathbf{X}(G_2)$, and $\mathbf{X}(G_{12}) = \mathbf{X}(G_1) \cap \mathbf{X}(G_2)$ are contractible, thus $\mathbf{X}(G)$ is contractible by gluing lemma. \square

8 Characterizations of two-dimensional partial cubes

The goal of this section is to give a characterization of two-dimensional partial cubes, summarizing all the properties established in the previous sections:

Theorem 45. *For a partial cube $G = (V, E)$ the following conditions are equivalent:*

- (i) G is a two-dimensional partial cube;
- (ii) the carriers $N(E_i)$ of all Θ -classes of G , defined with respect to the cell complex $\mathbf{C}(G)$, are two-dimensional partial cubes;
- (iii) the hyperplanes of G are virtual isometric trees;
- (iv) G can be obtained from the one-vertex graph via a sequence $\{(G_i^1, G_i^0, G_i^2) : i = 1, \dots, m\}$ of isometric expansions, where each $G_i^0, i = 1, \dots, m$ has VC-dimension ≤ 1 ;
- (v) G can be obtained via 2d-amalgams from even cycles and full subdivisions;
- (vi) G has an extension to a two-dimensional ample partial cube.

Moreover, any two-dimensional partial cube G satisfies the following condition:

- (vii) the gated hull of each isometric cycle of G is a disk or a full subdivision.

Proof. The implication (i) \Rightarrow (ii) is the content of Proposition 40. To prove that (ii) \Rightarrow (iii) notice that since $N(E_i)$ is a two-dimensional partial cube, by Propositions 6 and 9 it follows that the hyperplane of the Θ -class E_i of $N(E_i)$ is a virtual isometric tree. Since this hyperplane of $N(E_i)$ coincides with the hyperplane H_i of G , we deduce that all hyperplanes of G are virtual isometric trees, establishing (ii) \Rightarrow (iii). The implication (iii) \Rightarrow (i) follows from Propositions 6 and 9. The equivalence (i) \Leftrightarrow (iv) follows from Proposition 15. The equivalence (i) \Leftrightarrow (v) follows from Proposition 43. The implication (i) \Rightarrow (vi) follows from Theorem 35 and the implication (vi) \Rightarrow (i) is evident. Finally, the implication (i) \Rightarrow (vii) is the content of Theorem 33. \square

Note that it is not true that if in a partial cube G the convex hull of every isometric cycle is in $\mathcal{F}(Q_3)$, then $G \in \mathcal{F}(Q_3)$; see X_2^4 in Figure 3. However, we conjecture that the condition (vii) of Theorem 45 is equivalent to conditions (i)-(vi):

Conjecture 46. Any partial cube G in which the gated hull of each isometric cycle is a disk or a full subdivision is two-dimensional.

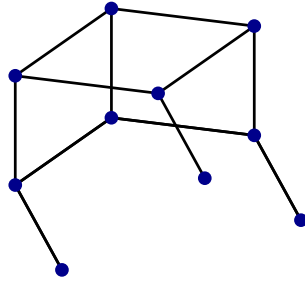


Figure 11: A subgraph Z of Q_4 of VC-dimension 2, such that any ample partial cube containing Z has VC-dimension 3.

9 Final remarks

In this paper, we provided several characterizations of two-dimensional partial cubes via hyperplanes, isometric expansions and amalgamations, cells and carriers, and gated hulls of isometric cycles. One important feature of such graphs is that gated hulls of isometric cycles have a precise structure: they are either full subdivisions of complete graphs or disks, which are plane graphs representable as graphs of regions of pseudoline arrangements. Using those results, first we show that any two-dimensional partial cube G can be completed in a canonical way to a COM G^\top of rank 2 and that G^\top can be further completed to an ample partial cube $G^\top := (G^\top)^\top$ of VC-dimension 2. Notice that G is isometrically embedded in G^\top and that G^\top is isometrically embedded in G^\top . This answers in the positive (and in the strong way) the question of [39] for partial cubes of VC-dimension 2. However, for Theorem 35 it is essential that the input is a partial cube: Figure 11 presents a (non-isometric) subgraph Z of Q_4 of VC-dimension 2, such that any ample partial cube containing Z has VC-dimension 3. Therefore, it seems to us interesting and nontrivial to solve the question of [47] and [39] for all (non-isometric) subgraphs of hypercubes of VC-dimension 2 (alias, for arbitrary set families of VC-dimension 2).

It is also important to investigate the completion questions of [39] and [47] for all partial cubes from $\mathcal{F}(Q_{d+1})$ (i.e., for partial cubes of VC-dimension $\leq d$). For this, it will be interesting to see which results for partial cubes from $\mathcal{F}(Q_3)$ can be extended to graphs from $\mathcal{F}(Q_{d+1})$. We have the impression, that some of the results on disks can be extended to balls; a partial cube is a d -ball if $G \in \mathcal{F}(Q_{d+1})$ and G contains an isometric antipodal subgraph $C \in \mathcal{F}(Q_{d+1})$ such that $G = \text{conv}(C)$. With this in mind, one next step would be to study the class $\mathcal{F}(Q_4)$.

Acknowledgements

We are grateful to the anonymous referees for a careful reading of the paper and numerous useful comments and improvements. This work was supported by the ANR project DISTANCIA (ANR-17-CE40-0015). The second author moreover was supported by the Spanish *Ministerio de Economía, Industria y Competitividad* through grant RYC-2017-22701.

References

- [1] M. Albenque and K. Knauer, Convexity in partial cubes: the hull number, *Discrete Math.* 339 (2016), 866–876.
- [2] R.P. Anstee, L. Rónyai, and A. Sali, Shattering news, *Graphs Combin.* 18 (2002), 59–73.
- [3] H.-J. Bandelt and V. Chepoi, Cellular bipartite graphs, *European J. Combin.* 17 (1996), 121–134.
- [4] H.-J. Bandelt and V. Chepoi, Metric graph theory and geometry: a survey, in: J. E. Goodman, J. Pach, R. Pollack (Eds.), *Surveys on Discrete and Computational Geometry. Twenty Years later*, *Contemp. Math.*, vol. 453, AMS, Providence, RI, 2008, 49–86.
- [5] H.-J. Bandelt, V. Chepoi, A. Dress, and J. Koolen, Combinatorics of lopsided sets, *European J. Combin.* 27 (2006), 669–689.
- [6] H.-J. Bandelt, V. Chepoi, and K. Knauer, COMs: complexes of oriented matroids, *J. Combin. Theory Ser. A* 156 (2018), 195–237.
- [7] A. Baum and Y. Zhu, The axiomatization of affine oriented matroids reassessed, *J. Geom.* 109, 11 (2018).
- [8] A. Björner, M. Las Vergnas, B. Sturmfels, N. White, and G. Ziegler, *Oriented Matroids*, *Encyclopedia of Mathematics and its Applications*, vol. 46, Cambridge University Press, Cambridge, 1993.
- [9] A. Björner, Topological methods, in *Handbook of Combinatorics*, Vol. 1,2, Elsevier, 1995, 1819–1872.
- [10] R. Bland and M. Las Vergnas, Orientability of matroids, *J. Combin. Theory Ser. B* 23 (1978), 94–123.
- [11] B. Bollobás and A.J. Radcliffe, Defect Sauer results, *J. Combin. Theory Ser. A* 72 (1995), 189–208.
- [12] P. Buneman, The recovery of trees from measures of dissimilarity, *Mathematics the Archeological and Historical Sciences* (D.G. Kendall and P. Tăutu eds.), 387–395. Edinburgh Univ. Press, 1971.
- [13] J. Chalopin, V. Chepoi, S. Moran, and M.K. Warmuth, Unlabeled sample compression schemes and corner peelings for ample and maximum classes, *ICALP 2019*, full version: [arXiv:1812.02099v1](https://arxiv.org/abs/1812.02099v1).
- [14] V. Chepoi, d -Convex sets in graphs, *Dissertation*, Moldova State Univ., Chişinău, 1986.
- [15] V. Chepoi, Isometric subgraphs of Hamming graphs and d -convexity, *Cybernetics* 24 (1988), 6–10.
- [16] V. Chepoi, Separation of two convex sets in convexity structures, *J. Geom.* 50 (1994), 30–51.

- [17] V. Chepoi, Graphs of some CAT(0) complexes, *Adv. Appl. Math.* 24 (2000), 125–179.
- [18] V. Chepoi, K. Knauer, and T. Marc, Hypercellular graphs: Partial cubes without Q_3^- as partial cube minor, *Discrete Math.* 343.4 (2020), 111678.
- [19] M. Deza and M. Laurent, *Geometry of Cuts and Metrics*, Springer-Verlag, Berlin, 1997.
- [20] D.Ž. Djoković, Distance-preserving subgraphs of hypercubes, *J. Combin. Theory Ser. B* 14 (1973), 263–267.
- [21] A.W.M. Dress, Towards a theory of holistic clustering, *DIMACS Ser. Discr. math. Theoret. Comput.Sci.*, 37 Amer. Math. Soc. 1997, 271–289.
- [22] A. Dress, K.T. Huber, J. Koolen, V. Moulton, A. Spillner, *Basic Phylogenetic Combinatorics*, Cambridge University Press, Cambridge, 2012.
- [23] A. W. M. Dress and R. Scharlau, Gated sets in metric spaces, *Aequationes Math.* 34 (1987), 112–120.
- [24] D. Eppstein, Recognizing partial cubes in quadratic time, *SODA 2008*, 1258–1266.
- [25] S. Floyd and M.K. Warmuth, Sample compression, learnability, and the Vapnik-Chervonenkis dimension, *Mach. Learn.* 21 (1995), 269–304.
- [26] J. Folkman and J. Lawrence, Oriented matroids, *J. Combin. Theory Ser. B* 25 (1978), 199–236.
- [27] B. Gärtner and E. Welzl, Vapnik-Chervonenkis dimension and (pseudo-)hyperplane arrangements, *Discrete Comput. Geom.* 12 (1994), 399–432.
- [28] F. Haglund and F. Paulin, Simplicité de groupes d’automorphismes d’espaces à courbure négative, *The Epstein birthday schrift*, *Geom. Topol. Monogr.*, 1 (1998), 181–248.
- [29] R. Hammack, W. Imrich, and S. Klavžar, *Handbook of Product Graphs*, CRC Press, 2011.
- [30] D. Haussler, Sphere packing numbers for subsets of the Boolean n -cube with bounded Vapnik-Chervonenkis dimension, *J. Combin. Theory Ser. A* 69 (1995), 217–232.
- [31] D. Haussler, N. Littlestone, and M. K. Warmuth, Predicting $\{0, 1\}$ -functions on randomly drawn points, *Inform. and Comput.* 115 (1994), 248–292.
- [32] W. Hochstättler and V. Welker, The Varchenko determinant for oriented matroids, *Math. Z.* 293, 1415–1430 (2019)
- [33] S. Klavžar and S. Shpectorov, Convex excess in partial cubes, *J. Graph Theory* 69 (2012), 356–369.
- [34] K. Knauer and T. Marc, On tope graphs of complexes of oriented matroids, *Discrete Comput. Geom.* 63 (2020), 377–417.
- [35] J. Lawrence, Lopsided sets and orthant-intersection of convex sets, *Pacific J. Math.* 104 (1983), 155–173.
- [36] N. Littlestone and M. Warmuth, *Relating data compression and learnability*, Unpublished, 1986.

- [37] T. Marc, Cycling in hypercubes, PhD thesis, Univ. of Ljubljana, 2018.
- [38] S. Margolis, F. Saliola, and B. Steinberg, Cell complexes, poset topology and the representation theory of algebras arising in algebraic combinatorics and discrete geometry, *Mem. Amer. Math. Soc.* (to appear).
- [39] S. Moran and M. K. Warmuth, Labeled compression schemes for extremal classes, *ALT 2016*, 34–49.
- [40] S. Moran and A. Yehudayoff, Sample compression schemes for VC classes, *J. ACM* 63 (2016), 1–21.
- [41] T. Mészáros and L. Rónyai, Shattering-extremal set systems of VC dimension at most 2, *Electron. J. Combin.*, 21 (2014), #P4.30.
- [42] H.M. Mulder, *The Interval Function of a Graph*, Math. Centre Tracts 132, Amsterdam, 1982.
- [43] S. Ovchinnikov, *Graphs and Cubes*, Springer, New York, 2011.
- [44] A. Pajor, *Sous-espaces ℓ_1^n des espaces de Banach*, Travaux en Cours, Hermann, Paris, 1985
- [45] N. Polat, Netlike partial cubes I. General properties, *Discrete Math.* 307 (2007), 2704–2722.
- [46] N. Polat, Peano partial cubes, [arXiv:1901.09075](https://arxiv.org/abs/1901.09075), 2019.
- [47] B.I.P. Rubinstein, J.H. Rubinstein, and P.L. Bartlett, Bounding embeddings of VC classes into maximum classes, in: V. Vovk, H. Papadopoulos, A. Gammerman (Eds.), *Measures of Complexity. Festschrift for Alexey Chervonenkis*, Springer, 2015, 303–325.
- [48] M. Sageev, CAT(0) cube complexes and groups, *Geometric Group Theory* (M. Bestvina, M. Sageev, and K. Vogtmann, eds.), IAS/ Park City Math Series, vol. 21, AMS, IAS, 2012, 6–53.
- [49] N. Sauer, On the density of families of sets, *J. Combin. Theory Ser. A* 13 (1972), 145–147.
- [50] S. Shelah, A combinatorial problem, stability and order for models and theories in infinitary languages, *Pacific J. Math.* 41 (1972), 247–261.
- [51] V.N. Vapnik and A.Y. Chervonenkis, On the uniform convergence of relative frequencies of events to their probabilities, *Theory Probab. Appl.* 16 (1971), 264–280.
- [52] D.H. Wiedemann, *Hamming geometry*, PhD Thesis, University of Ontario, 1986, re-typeset 2006.